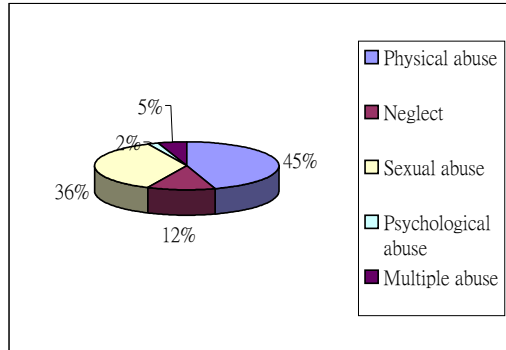
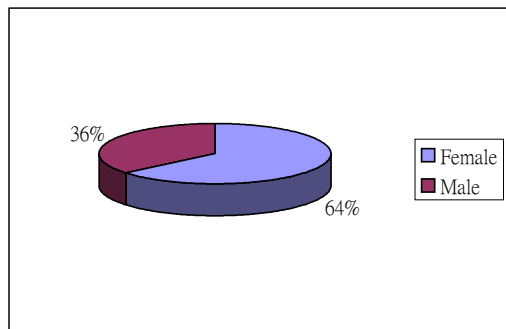


**Newly Reported Child Abuse Cases from January to September 2011**

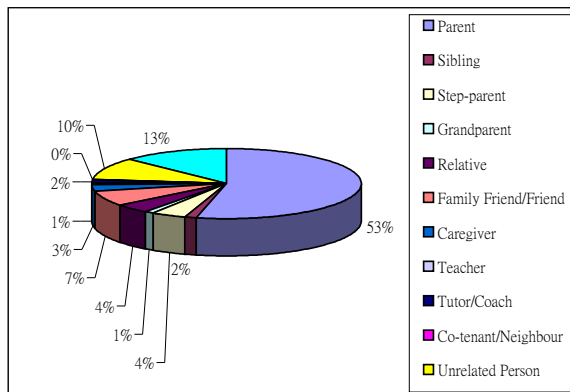
Types of Abuse	January to September 2011	
	No. of Cases (%)	
Physical abuse	290	(45.2%)
Neglect	72	(11.2%)
Sexual abuse	235	(36.6%)
Psychological abuse	17	(2.6%)
Multiple abuse	28	(4.4%)
<b>Total</b>	<b>642</b>	<b>(100.0%)</b>



Sex of Victims	January to September 2011	
	No. of Cases (%)	
Female	411	(64.0%)
Male	231	(36.0%)
<b>Total</b>	<b>642</b>	<b>(100.0%)</b>

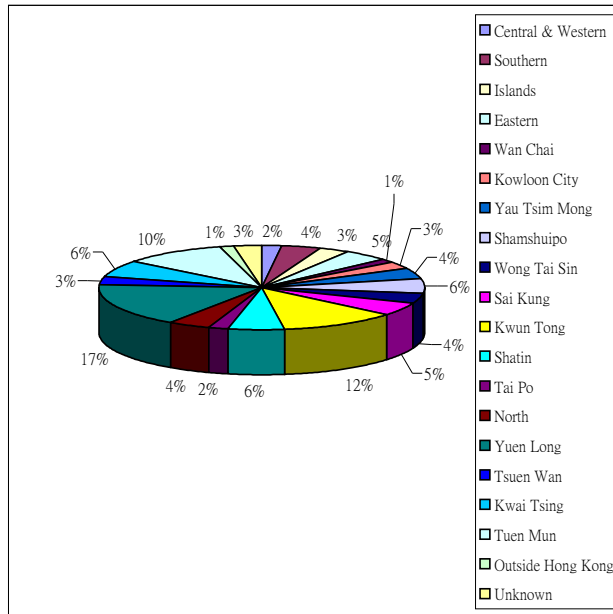


Abuser's Relationship with the Victims	January to September 2011	
	No. of Cases (%)	
Parent	350	(53.5%)
Sibling	10	(1.5%)
Step-parent	27	(4.1%)
Grandparent	7	(1.1%)
Relative	28	(4.3%)
Family Friend/Friend	45	(6.9%)
Caregiver	19	(2.9%)
Teacher	6	(0.9%)
Tutor/Coach	10	(1.5%)
Co-tenant/Neighbour	2	(0.3%)
Unrelated Person	66	(10.1%)
Unidentified Person / Others	84	(12.8%)
<b>Total*</b>	<b>654</b>	<b>(100.0%)</b>



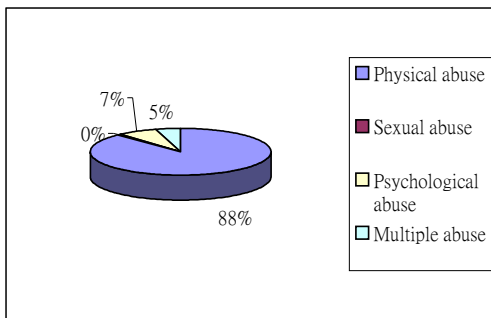
\*The number of abusers and the number of victims are not the same because one abuser may abuse more than one child and a child may be abused by more than one abuser.

District of Incident Happened	January to September 2011
	No. of Cases (%)
Central & Western	13 (2.0%)
Southern	25 (3.9%)
Islands	19 (3.0%)
Eastern	29 (4.5%)
Wan Chai	8 (1.2%)
Kowloon City	18 (2.8%)
Yau Tsim Mong	27 (4.2%)
Shamshuipo	36 (5.6%)
Wong Tai Sin	25 (3.9%)
Sai Kung	31 (4.8%)
Kwun Tong	75 (11.7%)
Shatin	36 (5.6%)
Tai Po	12 (1.9%)
North	28 (4.4%)
Yuen Long	106 (16.5%)
Tsuen Wan	20 (3.1%)
Kwai Tsing	41 (6.4%)
Tuen Mun	67 (10.4%)
Outside Hong Kong	8 (1.2%)
Unknown	18 (2.8%)
<b>Total</b>	<b>642 (100.0%)</b>

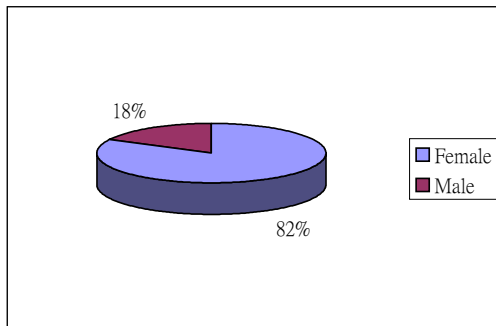


**Newly Reported Spouse / Cohabitant Battering Cases from January to September 2011**

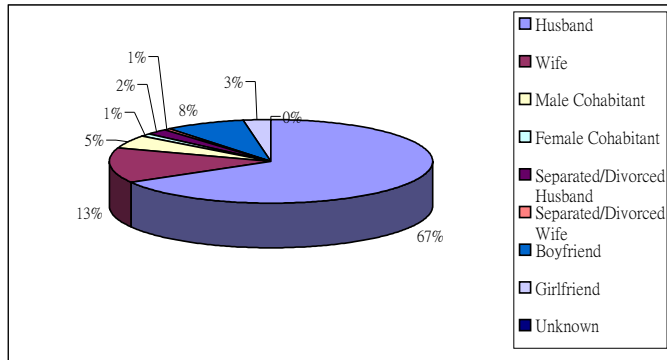
Types of Abuse	January to September 2011
	No. of Cases (%)
Physical abuse	2090 (87.9%)
Sexual abuse	9 (0.4%)
Psychological abuse	172 (7.2%)
Multiple abuse	108 (4.5%)
<b>Total</b>	<b>2379 (100.0%)</b>



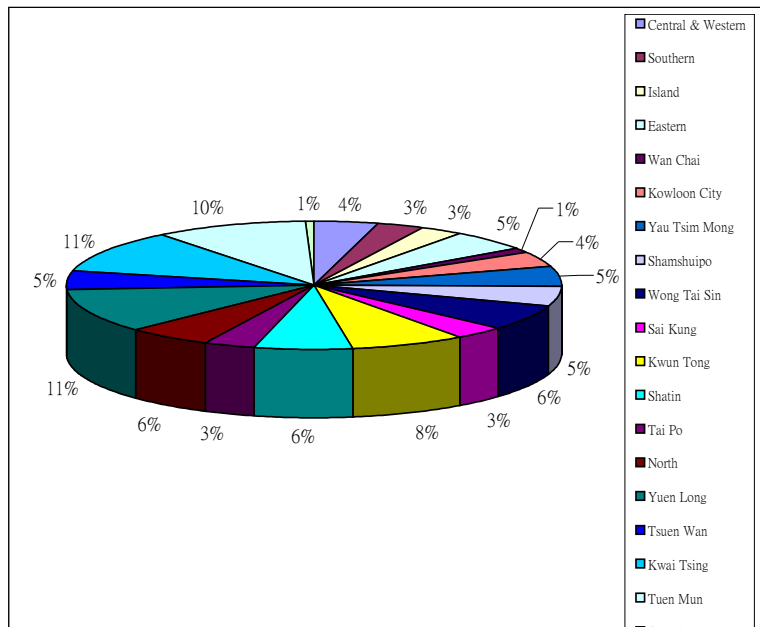
Sex of Victims	January to September 2011
	No. of Cases (%)
Female	1960 (82.4%)
Male	419 (17.6%)
<b>Total</b>	<b>2379 (100.0%)</b>



Abuser's Relationship with the Victim	January to September 2011	
	No. of Cases (%)	
Husband	1588	(66.8%)
Wife	319	(13.4%)
Male Cohabitant	121	(5.1%)
Female Cohabitant	25	(1.1%)
Separated/Divorced Husband	57	(2.4%)
Separated/Divorced Wife	13	(0.5%)
Boyfriend	190	(8.0%)
Girlfriend	66	(2.8%)
Unknown	0	(0.0%)
<b>Total</b>	<b>2379</b>	<b>(100.0%)</b>



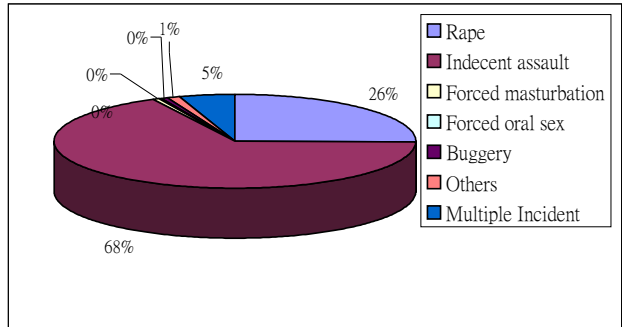
Residential District of Victim	January to September 2011	
	No. of Cases (%)	
Central & Western	99	(4.2%)
Southern	74	(3.1%)
Island	67	(2.8%)
Eastern	121	(5.1%)
Wan Chai	32	(1.3%)
Kowloon City	88	(3.7%)
Yau Tsim Mong	119	(5.0%)
Shamshuipo	120	(5.0%)
Wong Tai Sin	151	(6.3%)
Sai Kung	78	(3.3%)
Kwun Tong	179	(7.5%)
Shatin	154	(6.5%)
Tai Po	80	(3.4%)
North	131	(5.5%)
Yuen Long	265	(11.1%)
Tsuen Wan	112	(4.7%)
Kwai Tsing	257	(10.8%)
Tuen Mun	236	(9.9%)
Outside Hong Kong/Unknown	16	(0.7%)
<b>Total*</b>	<b>2379</b>	<b>(100.0%)</b>



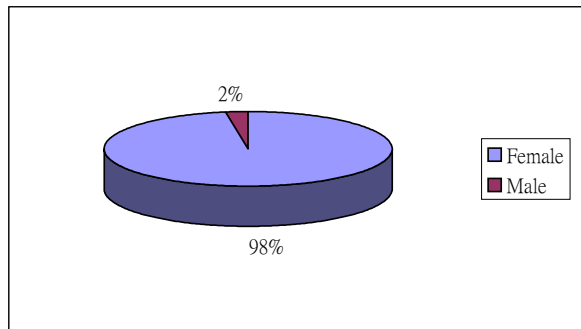
(\* including 186 elder abuse cases)

**Newly Reported Sexual Violence Cases from January to September 2011**

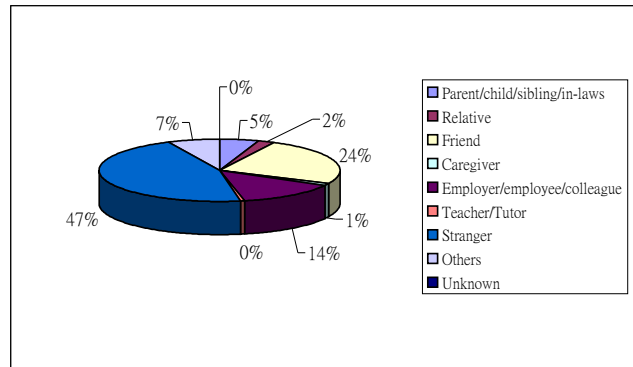
Types of Abuse	January to September 2011	
	No. of Cases (%)	
Rape	61	(25.2%)
Indecent assault	163	(67.4%)
Forced masturbation	1	(0.4%)
Forced oral sex	1	(0.4%)
Buggery	1	(0.4%)
Others	3	(1.2%)
Multiple Incident	12	(5.0%)
<b>Total</b>	<b>242</b>	<b>(100.0%)</b>



Sex of Victims	January to September 2011	
	No. of Cases (%)	
Female	236	(97.5%)
Male	6	(2.5%)
<b>Total</b>	<b>242</b>	<b>(100.0%)</b>



Abuser's Relationship with Victim	January to September 2011	
	No. of Cases (%)	
Parent/child/sibling/in-laws	13	(5.4%)
Relative	5	(2.1%)
Friend	59	(24.4%)
Caregiver	3	(1.2%)
Employer/employee/colleague	33	(13.6%)
Teacher/Tutor	1	(0.4%)
Stranger	111	(45.9%)
Others	17	(7.0%)
Unknown	0	(0.0%)
<b>Total</b>	<b>242</b>	<b>(100.0%)</b>



District of Incident	January to September 2011	
	No. of Cases (%)	
Central & Western	29	(12.0%)
Southern	10	(4.1%)
Island	13	(5.4%)
Eastern	2	(0.8%)
Wan Chai	4	(1.7%)
Kowloon City	3	(1.2%)
Yau Tsim Mong	31	(12.8%)
Shamshuipo	10	(4.1%)
Wong Tai Sin	5	(2.1%)
Sai Kung	2	(0.8%)
Kwun Tong	7	(2.9%)
Shatin	4	(1.7%)
Tai Po	1	(0.4%)
North	2	(0.8%)
Yuen Long	47	(19.4%)
Tsuen Wan	4	(1.7%)
Kwai Tsing	21	(8.7%)
Tuen Mun	27	(11.2%)
Outside Hong Kong/Unknown	20	(8.3%)
<b>Total</b>	<b>242</b>	<b>(100.0%)</b>

