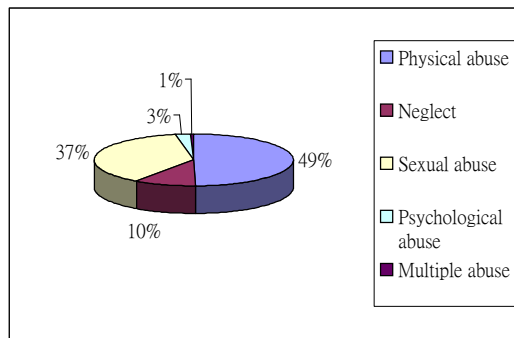


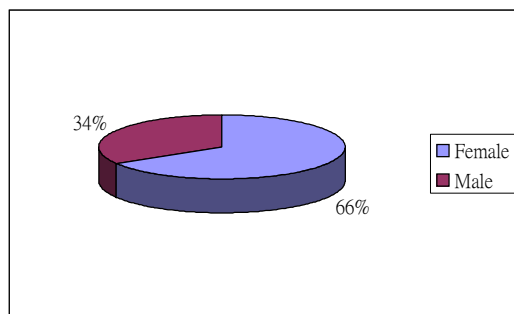
Statistics on cases involving child abuse, spouse / cohabitant battering and sexual violence are captured by the Child Protection Registry (CPR) and the Central Information System on Spouse / Cohabitant Battering Cases and Sexual Violence Cases (CISSCBSV) respectively. The number of newly reported child abuse, spouse / cohabitant battering and sexual violence cases (from January to March 2012) is reported below :

Newly Reported Child Abuse Cases from January to March 2012

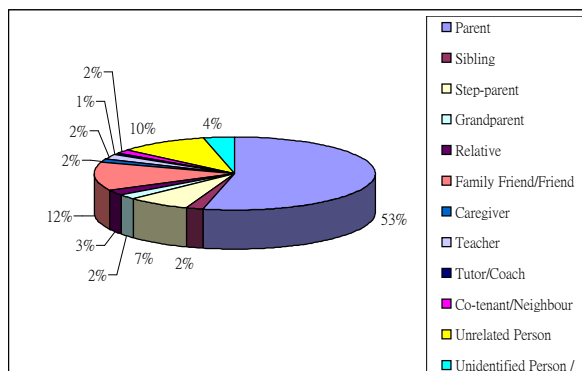
Types of Abuse	January to March 2012	
	No. of Cases (%)	
Physical abuse	96	(49.7%)
Neglect	19	(9.8%)
Sexual abuse	72	(37.3%)
Psychological abuse	5	(2.6%)
Multiple abuse	1	(0.5%)
Total	193	(100.0%)



Sex of Victims	January to March 2012	
	No. of Cases (%)	
Female	128	(66.3%)
Male	65	(33.7%)
Total	193	(100.0%)

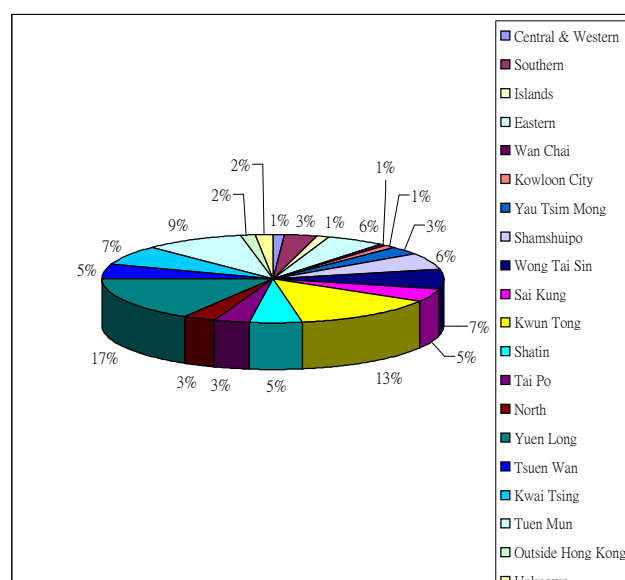


Abuser's Relationship with the Victims	January to March 2012	
	No. of Cases (%)	
Parent	104	(53.6%)
Sibling	4	(2.1%)
Step-parent	14	(7.2%)
Grandparent	4	(2.1%)
Relative	5	(2.6%)
Family Friend/Friend	24	(12.4%)
Caregiver	3	(1.5%)
Teacher	4	(2.1%)
Tutor/Coach	2	(1.0%)
Co-tenant/Neighbour	3	(1.5%)
Unrelated Person	20	(10.3%)
Unidentified Person / Others	7	(3.6%)
Total*	194	(100.0%)



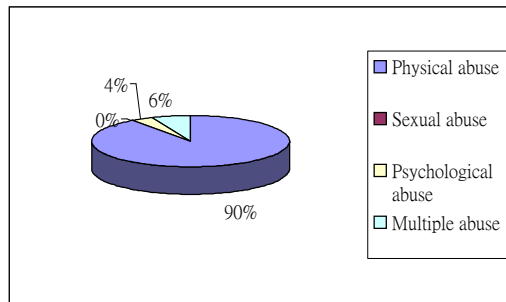
*The number of abusers and the number of victims are not the same because one abuser may abuse more than one child and a child may be abused by more than one abuser.

District of Incident Happened	January to March 2012	
	No. of Cases (%)	
Central & Western	2	(1.0%)
Southern	6	(3.1%)
Islands	2	(1.0%)
Eastern	11	(5.7%)
Wan Chai	1	(0.5%)
Kowloon City	2	(1.0%)
Yau Tsim Mong	6	(3.1%)
Shamshuipo	12	(6.2%)
Wong Tai Sin	14	(7.3%)
Sai Kung	9	(4.7%)
Kwun Tong	26	(13.5%)
Shatin	10	(5.2%)
Tai Po	6	(3.1%)
North	6	(3.1%)
Yuen Long	32	(16.6%)
Tsuen Wan	10	(5.2%)
Kwai Tsing	14	(7.3%)
Tuen Mun	18	(9.3%)
Outside Hong Kong	3	(1.6%)
Unknown	3	(1.6%)
Total	193	(100.0%)

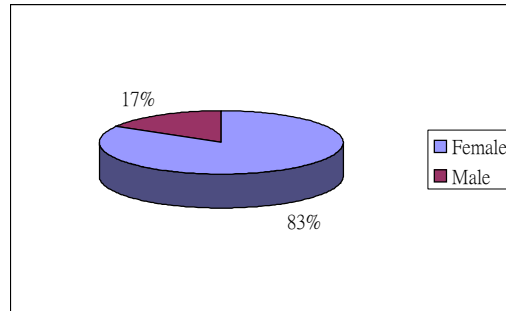


Newly Reported Spouse / Cohabitant Battering Cases from January to March 2012

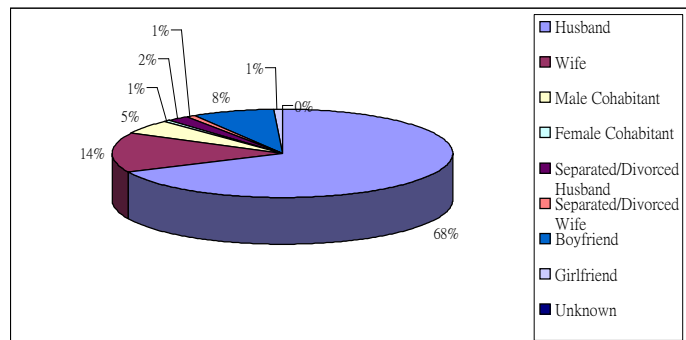
Types of Abuse	January to March 2012	
	No. of Cases (%)	
Physical abuse	560	(89.9%)
Sexual abuse	1	(0.2%)
Psychological abuse	23	(3.7%)
Multiple abuse	39	(6.3%)
Total	623	(100.0%)



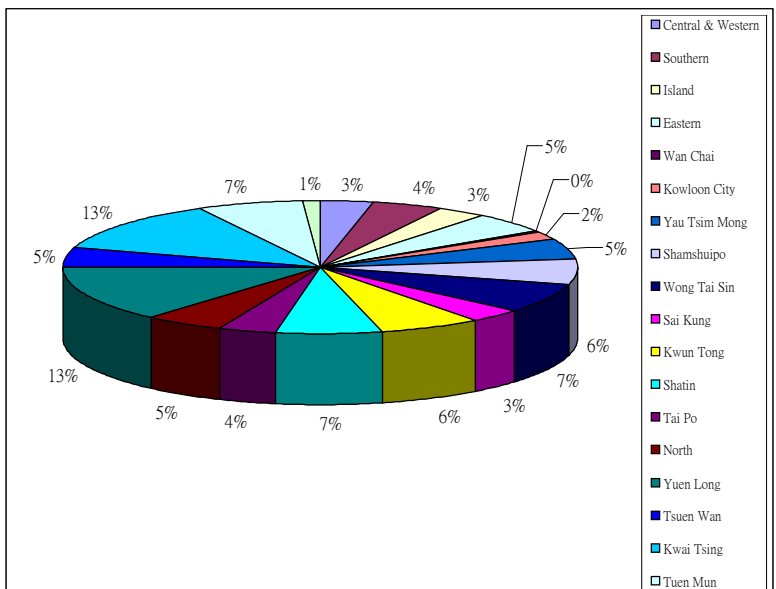
Sex of Victims	January to March 2012	
	No. of Cases (%)	
Female	519	(83.3%)
Male	104	(16.7%)
Total	623	(100.0%)



Abuser's Relationship with the Victim	January to March 2012	
	No. of Cases (%)	
Husband	424	(68.1%)
Wife	90	(14.4%)
Male Cohabitant	32	(5.1%)
Female Cohabitant	5	(0.8%)
Separated/Divorced Husband	14	(2.2%)
Separated/Divorced Wife	4	(0.6%)
Boyfriend	48	(7.7%)
Girlfriend	6	(1.0%)
Unknown	0	(0.0%)
Total	623	(100.0%)



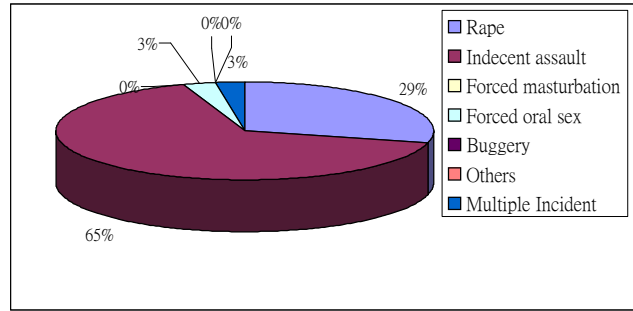
Residential District of Victim	January to March 2012	
	No. of Cases (%)	
Central & Western	21	(3.4%)
Southern	27	(4.3%)
Island	19	(3.0%)
Eastern	32	(5.1%)
Wan Chai	2	(0.3%)
Kowloon City	12	(1.9%)
Yau Tsim Mong	30	(4.8%)
Shamshuipo	38	(6.1%)
Wong Tai Sin	46	(7.4%)
Sai Kung	20	(3.2%)
Kwun Tong	40	(6.4%)
Shatin	42	(6.7%)
Tai Po	22	(3.5%)
North	32	(5.1%)
Yuen Long	84	(13.5%)
Tsuen Wan	29	(4.7%)
Kwai Tsing	78	(12.5%)
Tuen Mun	42	(6.7%)
Outside Hong Kong/Unknown	7	(1.1%)
Total*	623	(100.0%)



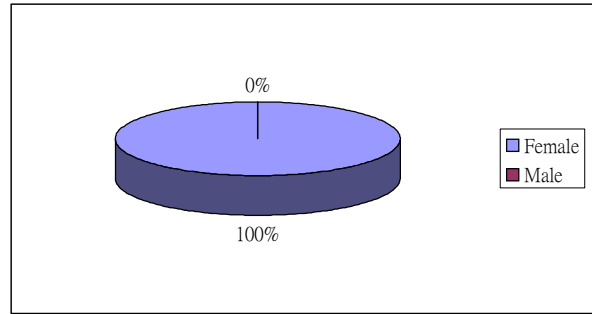
(* including 59 elder abuse cases)

Newly Reported Sexual Violence Cases from January to March 2012

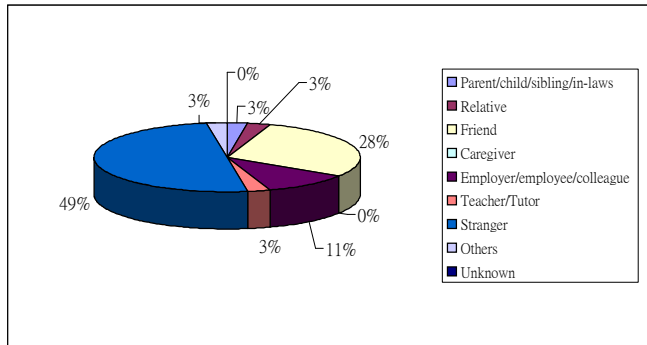
Types of Abuse	January to March 2012	
	No. of Cases (%)	
Rape	11	(28.9%)
Indecent assault	25	(65.8%)
Forced masturbation	0	(0.0%)
Forced oral sex	1	(2.6%)
Buggery	0	(0.0%)
Others	0	(0.0%)
Multiple Incident	1	(2.6%)
Total	38	(100.0%)



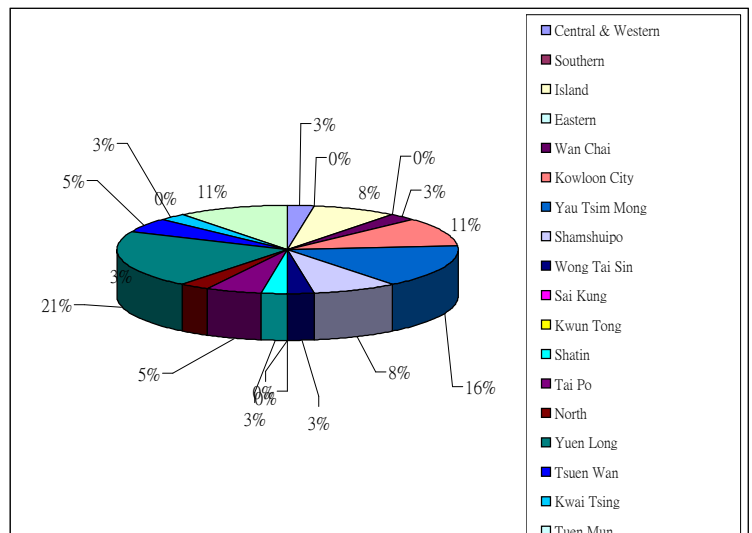
Sex of Victims	January to March 2012	
	No. of Cases (%)	
Female	38	(100.0%)
Male	0	(0.0%)
Total	38	(100.0%)



Abuser's Relationship with Victim	January to March 2012	
	No. of Cases (%)	
Parent/child/sibling/in-law	1	(2.6%)
Relative	1	(2.6%)
Friend	11	(28.9%)
Caregiver	0	(0.0%)
Employer/employee/colleague	4	(10.5%)
Teacher/Tutor	1	(2.6%)
Stranger	19	(50.0%)
Others	1	(2.6%)
Unknown	0	(0.0%)
Total	38	(100.0%)



District of Incident	January to March 2012	
	No. of Cases (%)	
Central & Western	1	(2.6%)
Southern	0	(0.0%)
Island	3	(7.9%)
Eastern	0	(0.0%)
Wan Chai	1	(2.6%)
Kowloon City	4	(10.5%)
Yau Tsim Mong	6	(15.8%)
Shamshuiipo	3	(7.9%)
Wong Tai Sin	1	(2.6%)
Sai Kung	0	(0.0%)
Kwun Tong	0	(0.0%)
Shatin	1	(2.6%)
Tai Po	2	(5.3%)
North	1	(2.6%)
Yuen Long	8	(21.1%)
Tsuen Wan	2	(5.3%)
Kwai Tsing	1	(2.6%)
Tuen Mun	0	(0.0%)
Outside Hong Kong/Unknown	4	(10.5%)
Total	38	(100.0%)



The above statistics can be downloaded [here](#)

Based on the information collected by the Child Protection Registry (CPR) and the Central Information System on Spouse / Cohabitant Battering Cases and Sexual Violence Cases (CISSCBSV)[the Central Information System on Battered Spouse Cases and Sexual Violence Cases was renamed as Central Information System on Spouse / Cohabitant Battering Cases and Sexual Violence Cases (CISSCBSV) w.e.f. June 2011], the statistics on newly reported child abuse, spouse / cohabitant battering cases and sexual violence cases from 2004 to 2011 can be downloaded here :

[Statistics on newly reported child abuse, battered spouse and sexual violence cases in 2004](#)

[Statistics on newly reported child abuse, battered spouse and sexual violence cases in 2005](#)

[Statistics on newly reported child abuse, battered spouse and sexual violence cases in 2006](#)

[Statistics on newly reported child abuse, battered spouse and sexual violence cases in 2007](#)

[Statistics on newly reported child abuse, battered spouse and sexual violence cases in 2008](#)

[Statistics on newly reported child abuse, battered spouse and sexual violence cases in 2009](#)

[Statistics on newly reported child abuse, battered spouse and sexual violence cases in 2010](#)

[Statistics on newly reported child abuse, spouse / cohabitant battering and sexual violence cases in 2011](#)