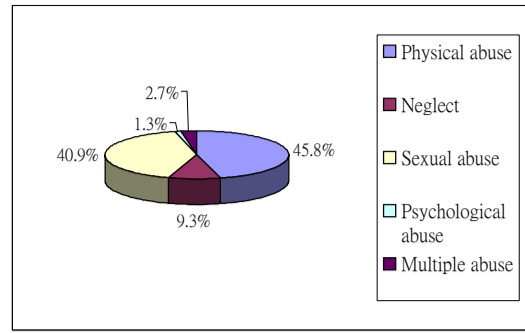


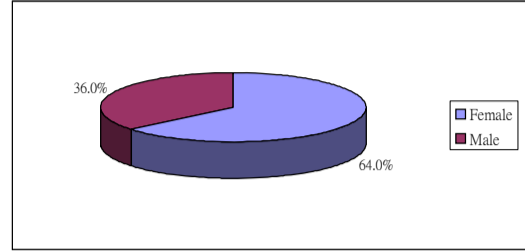
Statistics on cases involving child abuse, spouse / cohabitant battering and sexual violence are captured by the Child Protection Registry (CPR) and the Central Information System on Spouse / Cohabitant Battering Cases and Sexual Violence Cases (CISSCBSV) respectively. The number of newly reported child abuse, spouse / cohabitant battering and sexual violence cases (from January to March 2013) is reported below :

Newly Reported Child Abuse Cases from January to March 2013

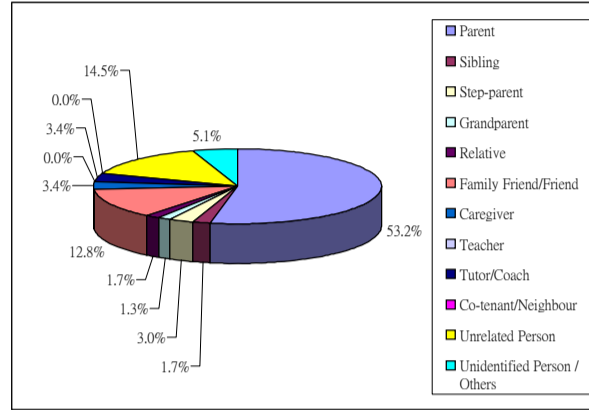
Types of Abuse	January to March 2013	
	No. of Cases	(%)
Physical abuse	103	(45.8%)
Neglect	21	(9.3%)
Sexual abuse	92	(40.9%)
Psychological abuse	3	(1.3%)
Multiple abuse	6	(2.7%)
Total	225	(100.0%)



Sex of Victims	January to March 2013	
	No. of Cases	(%)
Female	144	(64.0%)
Male	81	(36.0%)
Total	225	(100.0%)

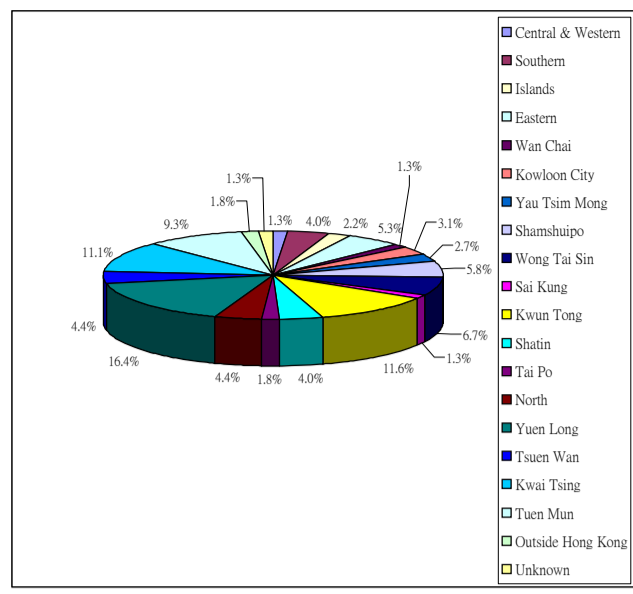


Abuser's Relationship with the Victims	January to March 2013	
	No. of Cases	(%)
Parent	125	(53.2%)
Sibling	4	(1.7%)
Step-parent	7	(3.0%)
Grandparent	3	(1.3%)
Relative	4	(1.7%)
Family Friend/Friend	30	(12.8%)
Caregiver	8	(3.4%)
Teacher	0	(0.0%)
Tutor/Coach	8	(3.4%)
Co-tenant/Neighbour	0	(0.0%)
Unrelated Person	34	(14.5%)
Unidentified Person / Others	12	(5.1%)
Total*	235	(100.0%)



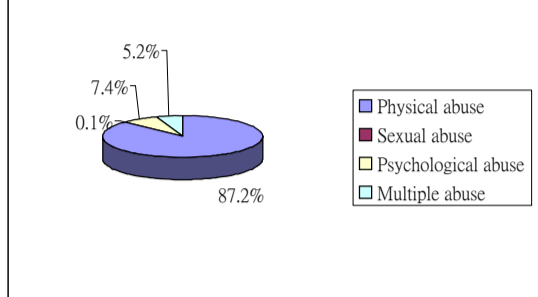
*The number of abusers and the number of victims are not the same because one abuser may abuse more than one child and a child may be abused by more than one abuser.

District of Incident Happened	January to March 2013	
	No. of Cases	(%)
Central & Western	3	(1.3%)
Southern	9	(4.0%)
Islands	5	(2.2%)
Eastern	12	(5.3%)
Wan Chai	3	(1.3%)
Kowloon City	7	(3.1%)
Yau Tsim Mong	6	(2.7%)
Shamshuipo	13	(5.8%)
Wong Tai Sin	15	(6.7%)
Sai Kung	3	(1.3%)
Kwun Tong	26	(11.6%)
Sha Tin	9	(4.0%)
Tai Po	4	(1.8%)
North	10	(4.4%)
Yuen Long	37	(16.4%)
Tsuen Wan	10	(4.4%)
Kwai Tsing	25	(11.1%)
Tuen Mun	21	(9.3%)
Outside Hong Kong	4	(1.8%)
Unknown	3	(1.3%)
Total	225	(100.0%)

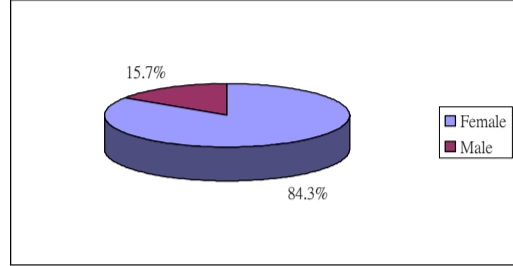


Newly Reported Spouse / Cohabitant Battering Cases from January to March 2013

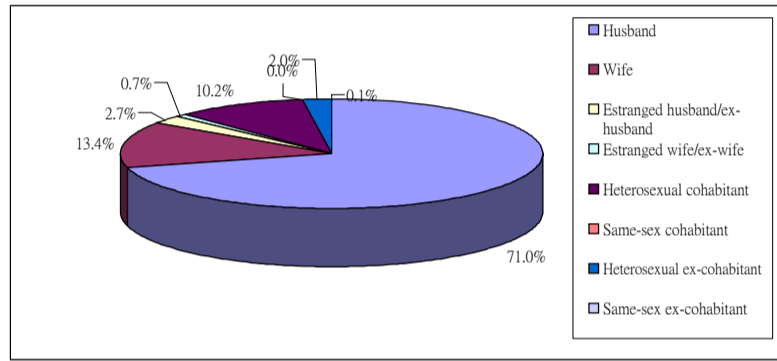
Types of Abuse	January to March 2013	
	No. of Cases	(%)
Physical abuse	751	(87.2%)
Sexual abuse	1	(0.1%)
Psychological abuse	64	(7.4%)
Multiple abuse	45	(5.2%)
Total	861	(100.0%)



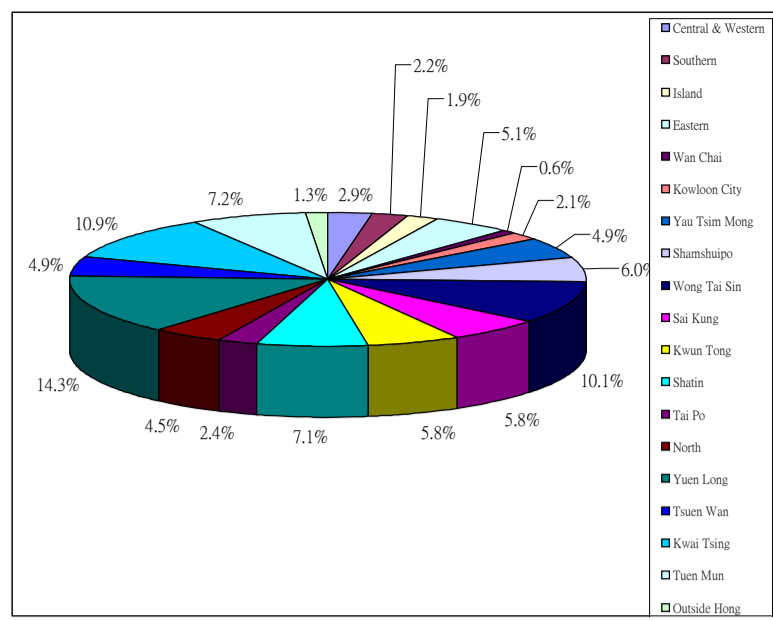
Sex of Victims	January to March 2013	
	No. of Cases	(%)
Female	726	(84.3%)
Male	135	(15.7%)
Total	861	(100.0%)



Perpetrator's Relationship with the Victim	January to March 2013	
	No. of Cases	(%)
Husband	611	(71.0%)
Wife	115	(13.4%)
Estranged husband/ex-husband	23	(2.7%)
Estranged wife/ex-wife	6	(0.7%)
Heterosexual cohabitant	88	(10.2%)
Same-sex cohabitant	0	(0.0%)
Heterosexual ex-cohabitant	17	(2.0%)
Same-sex ex-cohabitant	1	(0.1%)
Total	861	(100.0%)



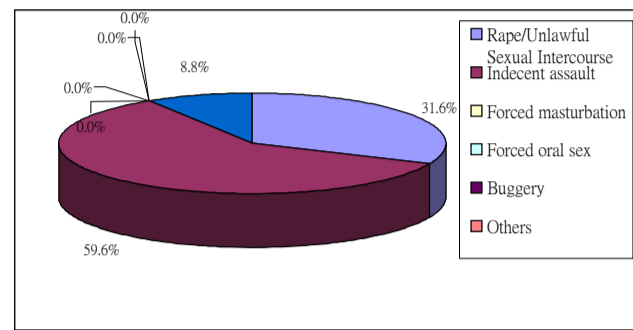
Habitual Residential District at the Time of Abuse of Victim	January to March 2013	
	No. of Cases	(%)
Central & Western	25	(2.9%)
Southern	19	(2.2%)
Island	16	(1.9%)
Eastern	44	(5.1%)
Wan Chai	5	(0.6%)
Kowloon City	18	(2.1%)
Yau Tsim Mong	42	(4.9%)
Shamshui	52	(6.0%)
Wong Tai Sin	87	(10.1%)
Sai Kung	50	(5.8%)
Kwun Tong	50	(5.8%)
Shatin	61	(7.1%)
Tai Po	21	(2.4%)
North	39	(4.5%)
Yuen Long	123	(14.3%)
Tsuen Wan	42	(4.9%)
Kwai Tsing	94	(10.9%)
Tuen Mun	62	(7.2%)
Outside Hong Kong/Unknown	11	(1.3%)
Total*	861	(100.0%)



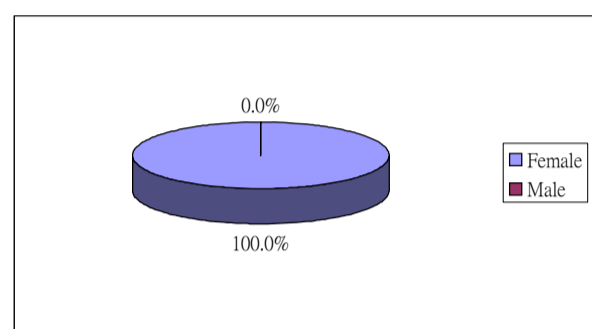
(* including 81 elder abuse cases)

Newly Reported Sexual Violence Cases from January to March 2013

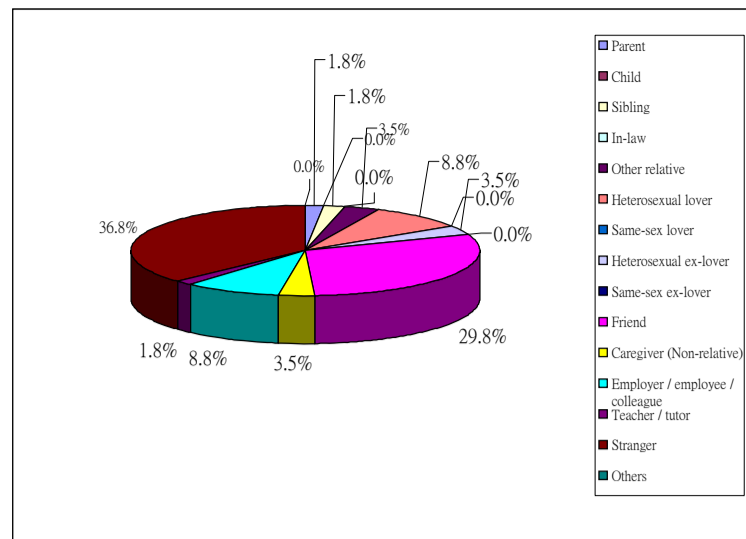
Types of Abuse	January to March 2013	
	No. of Cases	(%)
Rape/Unlawful Sexual Intercourse	18	(31.6%)
Indecent assault	34	(59.6%)
Forced masturbation	0	(0.0%)
Forced oral sex	0	(0.0%)
Buggery	0	(0.0%)
Others	0	(0.0%)
Multiple Abuse	5	(8.8%)
Total	57	(100.0%)



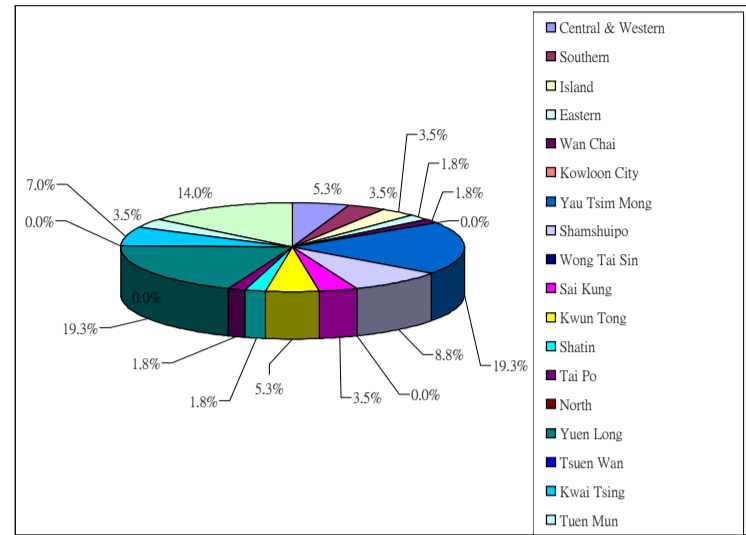
Sex of Victims	January to March 2013	
	No. of Cases	(%)
Female	57	(100.0%)
Male	0	(0.0%)
Total	57	(100.0%)



Perpetrator's Relationship with the Victim	January to March 2013	
	No. of Cases	(%)
Parent	1	(1.8%)
Child	0	(0.0%)
Sibling	1	(1.8%)
In-law	0	(0.0%)
Other relative	2	(3.5%)
Heterosexual lover	5	(8.8%)
Same-sex lover	0	(0.0%)
Heterosexual ex-lover	2	(3.5%)
Same-sex ex-lover	0	(0.0%)
Friend	17	(29.8%)
Caregiver (Non-relative)	2	(3.5%)
Employer / employee / colleague	5	(8.8%)
Teacher / tutor	1	(1.8%)
Stranger	21	(36.8%)
Others	0	(0.0%)
Total	57	(100.0%)



District of Incident	January to March 2013	
	No. of Cases	(%)
Central & Western	3	(5.3%)
Southern	2	(3.5%)
Island	2	(3.5%)
Eastern	1	(1.8%)
Wan Chai	1	(1.8%)
Kowloon City	0	(0.0%)
Yau Tsim Mong	11	(19.3%)
Shamshuipo	5	(8.8%)
Wong Tai Sin	0	(0.0%)
Sai Kung	2	(3.5%)
Kwun Tong	3	(5.3%)
Shatin	1	(1.8%)
Tai Po	1	(1.8%)
North	0	(0.0%)
Yuen Long	11	(19.3%)
Tsuen Wan	0	(0.0%)
Kwai Tsing	4	(7.0%)
Tuen Mun	2	(3.5%)
Outside Hong Kong/Unknown	8	(14.0%)
Total	57	(100.0%)



The above statistics can be downloaded [here](#).

Based on the information collected by the Child Protection Registry (CPR) and the Central Information System on Spouse / Cohabitant Battering Cases and Sexual Violence Cases (CISSCBSV) [the Central Information System on Battered Spouse Cases and Sexual Violence Cases was renamed as Central Information System on Spouse / Cohabitant Battering Cases and Sexual Violence Cases (CISSCBSV) w.e.f. June 2011], the statistics on newly reported child abuse, spouse / cohabitant battering cases and sexual violence cases from 2004 to 2012 can be downloaded here :

[Statistics on newly reported child abuse, battered spouse and sexual violence cases in 2004.](#)

[Statistics on newly reported child abuse, battered spouse and sexual violence cases in 2005.](#)

[Statistics on newly reported child abuse, battered spouse and sexual violence cases in 2006.](#)

[Statistics on newly reported child abuse, battered spouse and sexual violence cases in 2007.](#)

[Statistics on newly reported child abuse, battered spouse and sexual violence cases in 2008.](#)

[Statistics on newly reported child abuse, battered spouse and sexual violence cases in 2009.](#)

[Statistics on newly reported child abuse, battered spouse and sexual violence cases in 2010.](#)

[Statistics on newly reported child abuse, spouse / cohabitant battering and sexual violence cases in 2011.](#)

[Statistics on newly reported child abuse, spouse / cohabitant battering and sexual violence cases in 2012.](#)