

**Central Information System on
Spouse/Cohabitant Battering and
Sexual Violence Cases**

**虐待配偶／同居情侶個案
及性暴力個案中央資料系統**

Statistical Report

統計報告

2025



社會福利署

Social Welfare Department

Index

	<i>Page</i>
Foreword	6
Part I : Newly Reported Spouse/Cohabitant Battering (SCB) Cases in 2025	8
1.1 General Information	
1.1.1 Type of Violence and Gender of Victim	8
1.1.2 Reporting Agency	9
1.1.3 Victim’s Habitual Residential District	10
1.1.4 Time of Incident	11
1.2 Characteristics of Victim of Spouse/Cohabitant Battering (SCB) Cases	
1.2.1 Gender and Age of Victim	12
1.2.2 Ethnicity and Gender of Victim	13
1.2.3 Occupation and Gender of Victim	14
1.2.4 Disability and Gender of Victim	15
1.2.5 Year of Residence in Hong Kong and Gender of Victim	16
1.3 Characteristics of Perpetrator of Spouse/Cohabitant Battering (SCB) Cases	
1.3.1 Perpetrator’s Relationship with the Victim	17
1.3.2 Gender and Age of Perpetrator	18
1.3.3 Ethnicity and Gender of Perpetrator	19
1.3.4 Occupation and Gender of Perpetrator	20
1.3.5 Special Condition and Gender of Perpetrator	21
1.4 Comparison of Spouse/Cohabitant Battering (SCB) Cases from 2021 to 2025	
1.4.1 Type of Violence	22
1.4.2 Gender of Victim	23
1.4.3 Victim’s Habitual Residential District	24
1.4.4 Perpetrator’s Relationship with the Victim	26

	<i>Page</i>
Part II : Newly Reported Sexual Violence (SV) Cases in 2025	27
2.1 General Information	
2.1.1 Type of Incident and Gender of Victim	27
2.1.2 Reporting Agency	28
2.1.3 District where Incident Occurred	29
2.1.4 Location where Incident Occurred	30
2.2 Characteristics of Victim of Sexual Violence (SV) Cases	
2.2.1 Gender and Age of Victim	31
2.2.2 Ethnicity and Gender of Victim	32
2.2.3 Occupation and Gender of Victim	33
2.2.4 Disability of Victim	34
2.2.5 Year of Residence in Hong Kong and Gender of Victim	35
2.3 Characteristics of Perpetrator of Sexual Violence (SV) Cases	
2.3.1 Perpetrator’s Relationship with the Victim	36
2.3.2 Gender and Age of Perpetrator	37
2.3.3 Ethnicity and Gender of Perpetrator	38
2.3.4 Occupation and Gender of Perpetrator	39
2.3.5 Weapon used by Perpetrator	40
2.4 Comparison of Sexual Violence (SV) Cases from 2021 to 2025	
2.4.1 Type of Incident	41
2.4.2 Gender of Victim	42
2.4.3 District where Incident Occurred	43
2.4.4 Perpetrator’s Relationship with the Victim	44
Appendix	
Glossary	45

Remarks

- (1) If the victim of newly reported SCB Case or SV Case is aged 60 or above, the case will also be registered in the “Central Information System on Elder Abuse Cases”.
- (2) The number of newly reported SV Cases excludes sexual violence cases involving spousal/cohabiting relationship between the victim and the perpetrator.
- (3) The data marked as “unknown” were excluded from the generalization of the characteristics of victims and perpetrators in this report.
- (4) Owing to the rounding, the total percentages shown in the tables may not add up to 100.

索引

	頁
前言	7
第一部分：2025年新呈報虐待配偶／同居情侶個案	8
1.1 基本資料	
1.1.1 暴力種類及受害人的性別	8
1.1.2 呈報機構	9
1.1.3 受害人慣常居住的地區	10
1.1.4 事件發生的時間	11
1.2 虐待配偶／同居情侶個案受害人的特點	
1.2.1 受害人的性別及年齡	12
1.2.2 受害人的種族及性別	13
1.2.3 受害人的職業及性別	14
1.2.4 受害人的殘疾類別及性別	15
1.2.5 受害人的居港年期及性別	16
1.3 虐待配偶／同居情侶個案施虐者的特點	
1.3.1 施虐者與受害人的關係	17
1.3.2 施虐者的性別及年齡	18
1.3.3 施虐者的種族及性別	19
1.3.4 施虐者的職業及性別	20
1.3.5 施虐者的特別情況及性別	21
1.4 比較 2021 年至 2025 年的虐待配偶／同居情侶個案	
1.4.1 暴力種類	22
1.4.2 受害人的性別	23
1.4.3 受害人慣常居住的地區	24
1.4.4 施虐者與受害人的關係	26

	頁
第二部分：2025年新呈報性暴力個案	27
2.1 基本資料	
2.1.1 事件種類及受害人的性別	27
2.1.2 呈報機構	28
2.1.3 事件發生的地區	29
2.1.4 事件發生的地點	30
2.2 性暴力個案受害人的特點	
2.2.1 受害人的性別及年齡	31
2.2.2 受害人的種族及性別	32
2.2.3 受害人的職業及性別	33
2.2.4 受害人的殘疾類別	34
2.2.5 受害人的居港年期及性別	35
2.3 性暴力個案性侵犯者的特點	
2.3.1 性侵犯者與受害人的關係	36
2.3.2 性侵犯者的性別及年齡	37
2.3.3 性侵犯者的種族及性別	38
2.3.4 性侵犯者的職業及性別	39
2.3.5 性侵犯者有否使用武器	40
2.4 比較 2021 年至 2025 年的性暴力個案	
2.4.1 事件種類	41
2.4.2 受害人的性別	42
2.4.3 事件發生的地區	43
2.4.4 性侵犯者與受害人的關係	44
附錄	
詞彙表	47

備註

- (一) 新呈報虐待配偶／同居情侶個案或性暴力個案的受害人若年齡為 60 歲或以上，個案亦會登記於「虐待長者個案中央資料系統」。
- (二) 新呈報性暴力個案數目並不包括涉及配偶／同居情侶間發生的性暴力個案數目。
- (三) 本報告在概述個案的基本資料與受害人及施虐者／性侵犯者的特點時，並不包括「資料不詳」的數據。
- (四) 由於四捨五入的關係，列表中百分比的總和未必等於 100。

Foreword

The Social Welfare Department (SWD) has maintained the Central Information System on Spouse/Cohabitant Battering Cases and Sexual Violence Cases (the “Central Information System” or CISSCBSV) to collect essential statistical information on spouse/cohabitant battering (SCB) cases and sexual violence (SV) cases handled by different departments and organisations. At present, the main reporting agencies include the service units operated by SWD and Non-governmental Organisations (NGOs), the Hospital Authority (HA) and Hong Kong Police Force (HKPF).

The CISSCBSV is to provide the information about the trend and the common characteristics of the cases of domestic violence and sexual violence in Hong Kong, so as to facilitate the planning of the work on prevention, education and publicity.

Since 2005, SWD has published the accumulative selected statistical data, including the number of cases by type of violence, gender of victim, victim’s habitual residential district, district where incident occurred, relationship between perpetrator and victim as well as the ethnicity of victim, and uploaded on SWD’s website on quarterly basis or yearly basis. To provide more information and demographic data on the newly reported SCB and SV cases to the public, SWD has started to publish the Statistical Report yearly since 2020.

This Statistical Report 2025 provides both the general information of the newly reported SCB and SV cases in the whole year as well as the comparison of newly reported cases from 2021 to 2025. General descriptions on the characteristics of the victims and the perpetrators are also presented.

Family and Child Welfare Branch
Social Welfare Department
May 2026

前言

社會福利署（社署）管理的「虐待配偶／同居情侶個案及性暴力個案中央資料系統」（「中央資料系統」）搜集經由不同部門和機構處理的虐待配偶／同居情侶及性暴力個案的主要統計數據。現時，主要呈報單位包括社署及非政府機構的服務單位、醫院管理局及香港警務處。

「中央資料系統」提供了在香港的虐待配偶／同居情侶及性暴力個案的趨勢及特點，以促進規劃家庭暴力及性暴力的預防、教育及宣傳工作。

社署自 2005 年起按季度或年度將累積及指定的數據，包括暴力的種類、受害人的性別、受害人慣常居住的地區、事發的地區、施虐者／性侵犯者與受害人的關係及受害人的種族等，上載至社署網頁。為向公眾提供更多新呈報虐待配偶／同居情侶個案及性暴力個案的資料及人口數據，社署由 2020 年開始刊登年度統計報告。

本 2025 年的統計報告提供新呈報的虐待配偶／同居情侶個案及性暴力個案於全年的一般資料，以及比較 2021 至 2025 年度的有關數據，並概述個案的基本資料和受害人及施虐者／性侵犯者的特點。

家庭及兒童福利科
社會福利署
2026 年 5 月

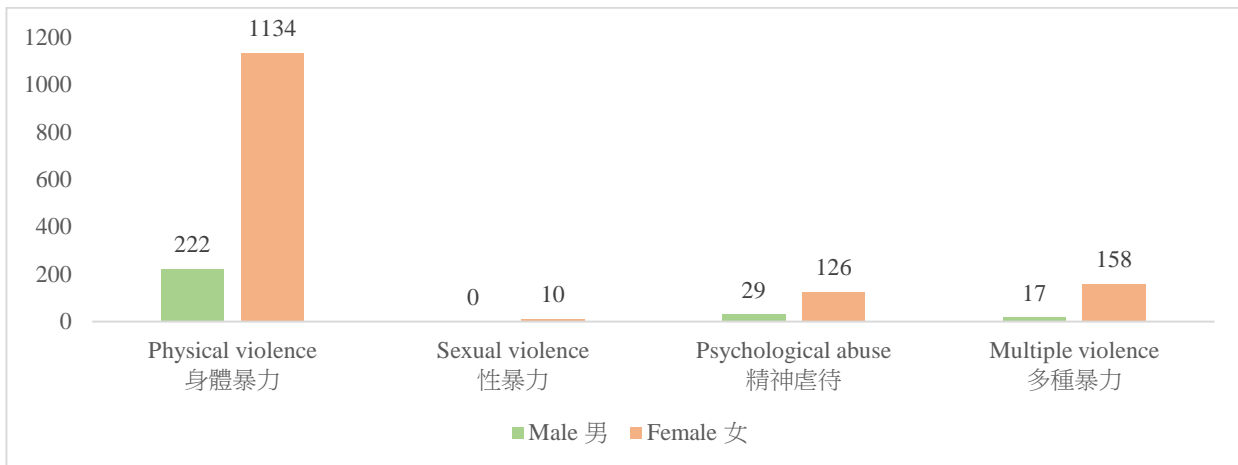
Part I 第一部分

Newly Reported Spouse/Cohabitant Battering (SCB) Cases in 2025 2025年新呈報虐待配偶／同居情侶個案

1.1 General Information 基本資料

1.1.1 Distribution of SCB Cases by Type of Violence and Gender of Victim 虐待配偶／同居情侶個案暴力種類及受害人的性別

Type of Violence 暴力種類	2025		
	Male 男	Female 女	Total 總數
Physical violence 身體暴力	222 (13.1%)	1 134 (66.9%)	1 356 (80.0%)
Sexual violence 性暴力	0 (0.0%)	10 (0.6%)	10 (0.6%)
Psychological abuse 精神虐待	29 (1.7%)	126 (7.4%)	155 (9.1%)
Multiple violence 多種暴力	17 (1.0%)	158 (9.3%)	175 (10.3%)
Total 總數	268 (15.8%)	1 428 (84.2%)	1 696 (100%)

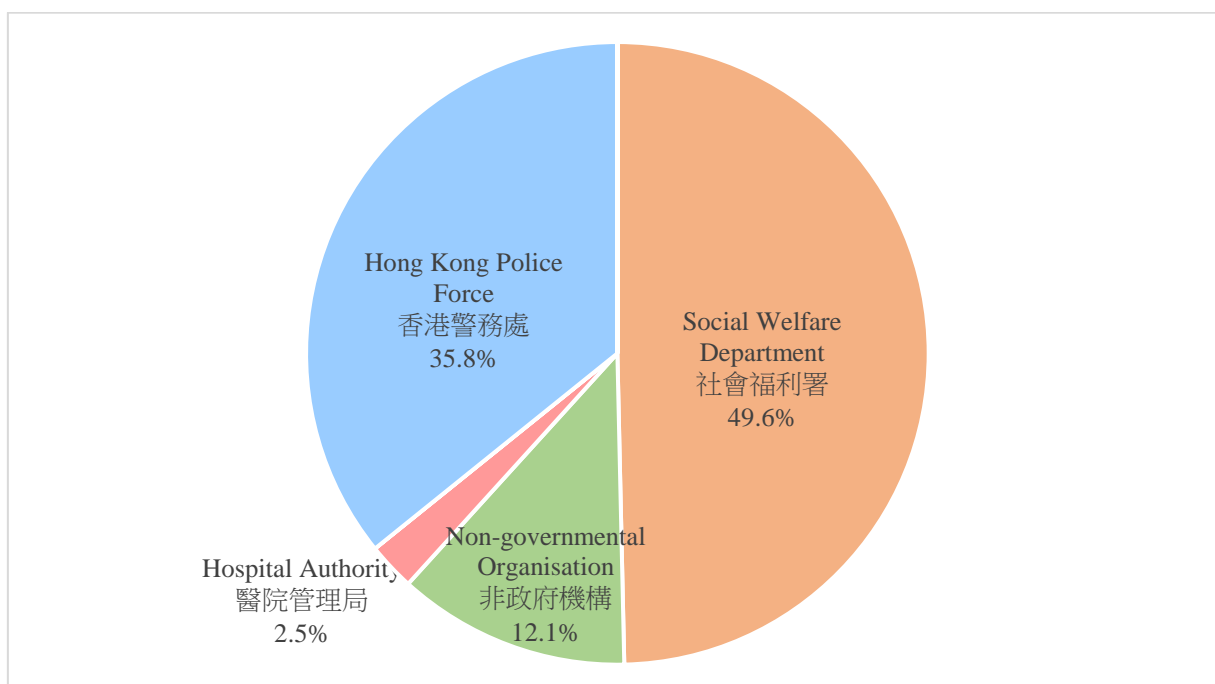


In 2025, CISSCBSV recorded 1 696 newly reported SCB cases. Physical violence (1 356 cases, representing 80.0% of the total) is the most common type of SCB for both male and female victims, followed by multiple violence (175 cases, representing 10.3% of the total), psychological abuse (155 cases, representing 9.1% of the total) and sexual violence (10 cases, representing 0.6% of the total).

在 2025 年，中央資料系統錄得 1 696 宗新呈報的虐待配偶／同居情侶個案。不論受害人的性別，整體均以身體暴力個案佔最多(1 356 宗，佔總數 80.0%)，其次為多種暴力個案(175 宗，佔總數 10.3%)，精神虐待個案及性暴力個案則分別為 155 宗(佔總數 9.1%)及 10 宗(佔總數 0.6%)。

1.1.2 Distribution of SCB Cases by Reporting Agency¹ 虐待配偶／同居情侶個案的呈報機構

Reporting Agency 呈報機構	2025
Social Welfare Department 社會福利署	842 (49.6%)
Non-governmental Organisation 非政府機構	205 (12.1%)
Hospital Authority 醫院管理局	42 (2.5%)
Hong Kong Police Force 香港警務處	607 (35.8%)
Total 總數	1 696 (100%)



Most of the newly reported cases came from Social Welfare Department (49.6%) and the Hong Kong Police Force (35.8%), followed by Non-governmental Organisations (12.1%) and the Hospital Authority (2.5%) in 2025.

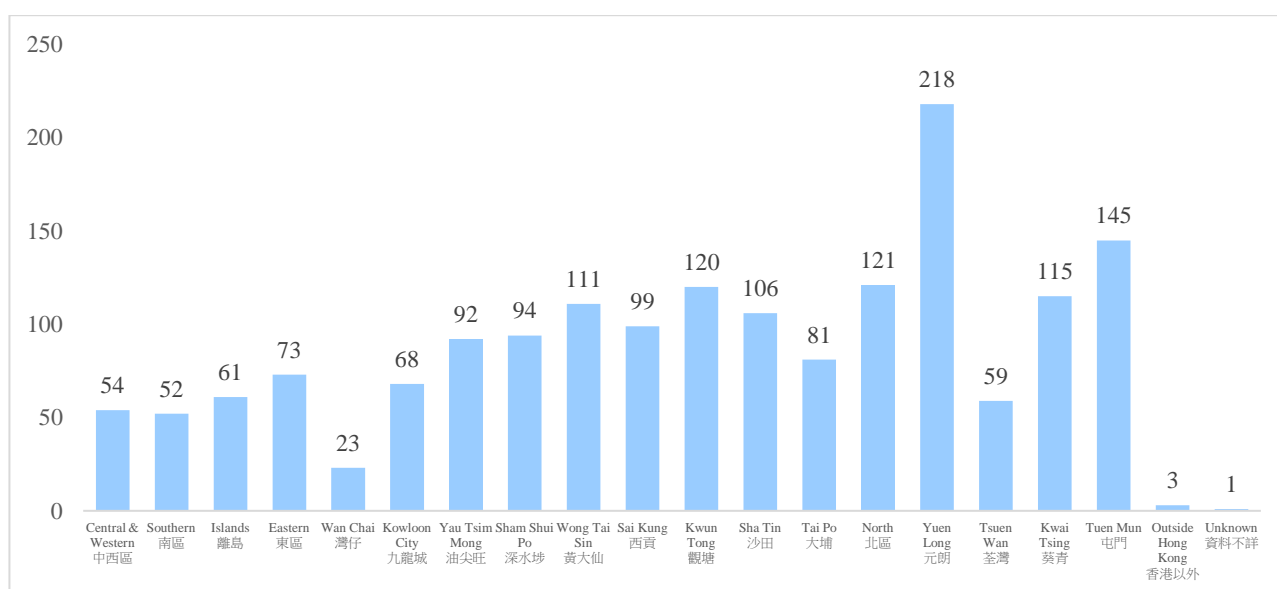
在 2025 年，新呈報的個案主要來自社會福利署(49.6%)及香港警務處(35.8%)，其次是非政府機構(12.1%)及醫院管理局(2.5%)。

¹ If more than one agency reports the same case, the first agency to input the data will be recorded as the reporting agency.

若同一個案有多於一個呈報機構，會以最先輸入資料的機構作為呈報機構。

1.1.3 Distribution of SCB Cases by Victim's Habitual Residential District 虐待配偶／同居情侶個案受害人慣常居住的地區

District 地區	2025
Central & Western 中西區	54 (3.2%)
Southern 南區	52 (3.1%)
Islands 離島	61 (3.6%)
Eastern 東區	73 (4.3%)
Wan Chai 灣仔	23 (1.4%)
Kowloon City 九龍城	68 (4.0%)
Yau Tsim Mong 油尖旺	92 (5.4%)
Sham Shui Po 深水埗	94 (5.5%)
Wong Tai Sin 黃大仙	111 (6.5%)
Sai Kung 西貢	99 (5.8%)
Kwun Tong 觀塘	120 (7.1%)
Sha Tin 沙田	106 (6.3%)
Tai Po 大埔	81 (4.8%)
North 北區	121 (7.1%)
Yuen Long 元朗	218 (12.9%)
Tsuen Wan 荃灣	59 (3.5%)
Kwai Tsing 葵青	115 (6.8%)
Tuen Mun 屯門	145 (8.5%)
Outside Hong Kong 香港以外	3 (0.2%)
Unknown 資料不詳	1 (0.1%)
Total 總數	1 696 (100%)

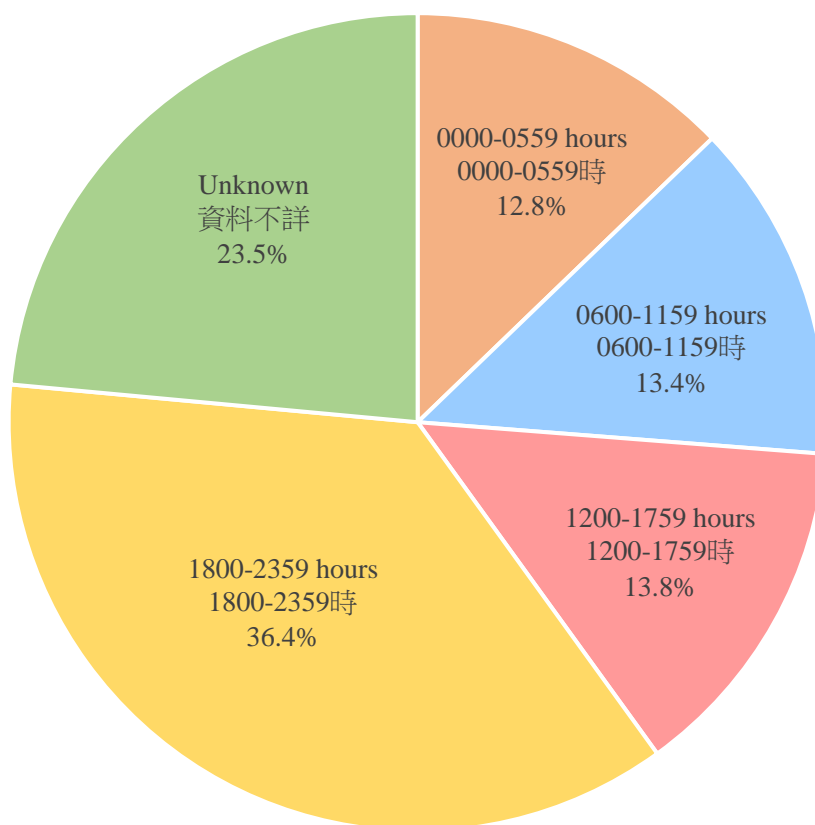


In 2025, the top three districts with the highest number of victims residing at the time of incidents were Yuen Long (12.9%), Tuen Mun (8.5%) and North (7.1%).

在 2025 年，全港最多受害人居住的三個地區依次是元朗區(12.9%)、屯門區(8.5%)及北區(7.1%)。

1.1.4 Distribution of SCB Cases by Time of Incident 虐待配偶／同居情侶個案事件發生的時間

Time of Incident 事件發生的時間	2025
0000-0559 hours 0000-0559 時	217 (12.8%)
0600-1159 hours 0600-1159 時	228 (13.4%)
1200-1759 hours 1200-1759 時	234 (13.8%)
1800-2359 hours 1800-2359 時	618 (36.4%)
Unknown 資料不詳	399 (23.5%)
Total 總數	1 696 (100%)



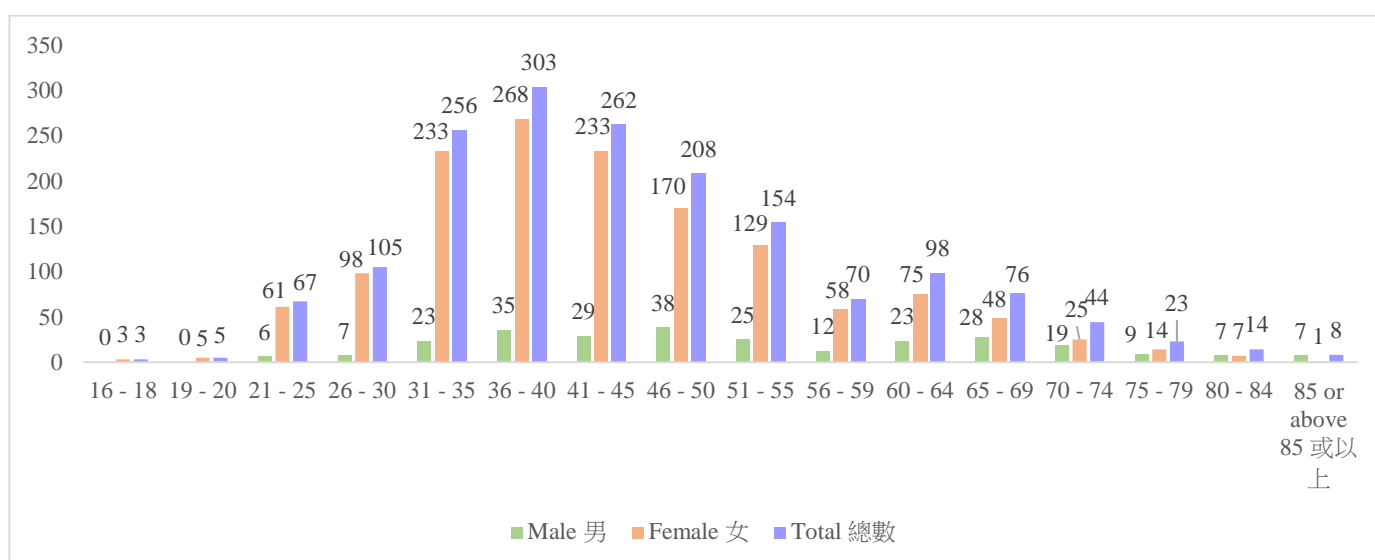
In 2025, SCB cases usually occurred at night time from 6:00 p.m. to 11:59 p.m.

在 2025 年，虐待配偶／同居情侶個案較常在晚上 6 時至 11 時 59 分發生。

1.2 Characteristics of Victim of Spouse/Cohabitant Battering (SCB) Cases 虐待配偶／同居情侶個案受害人的特點

1.2.1 Distribution of SCB Cases by Gender and Age of Victim 虐待配偶／同居情侶個案受害人的性別及年齡

Age 年齡	2025		
	Male 男	Female 女	Total 總數
16 – 18	0 (0.0%)	3 (0.2%)	3 (0.2%)
19 – 20	0 (0.0%)	5 (0.3%)	5 (0.3%)
21 – 25	6 (0.4%)	61 (3.6%)	67 (4.0%)
26 – 30	7 (0.4%)	98 (5.8%)	105 (6.2%)
31 – 35	23 (1.4%)	233 (13.7%)	256 (15.1%)
36 – 40	35 (2.1%)	268 (15.8%)	303 (17.9%)
41 – 45	29 (1.7%)	233 (13.7%)	262 (15.4%)
46 – 50	38 (2.2%)	170 (10.0%)	208 (12.3%)
51 – 55	25 (1.5%)	129 (7.6%)	154 (9.1%)
56 – 59	12 (0.7%)	58 (3.4%)	70 (4.1%)
60 – 64	23 (1.4%)	75 (4.4%)	98 (5.8%)
65 – 69	28 (1.7%)	48 (2.8%)	76 (4.5%)
70 – 74	19 (1.1%)	25 (1.5%)	44 (2.6%)
75 – 79	9 (0.5%)	14 (0.8%)	23 (1.4%)
80 – 84	7 (0.4%)	7 (0.4%)	14 (0.8%)
85 or above 85 或以上	7 (0.4%)	1 (0.1%)	8 (0.5%)
Total 總數	268 (15.8%)	1 428 (84.2%)	1 696 (100%)

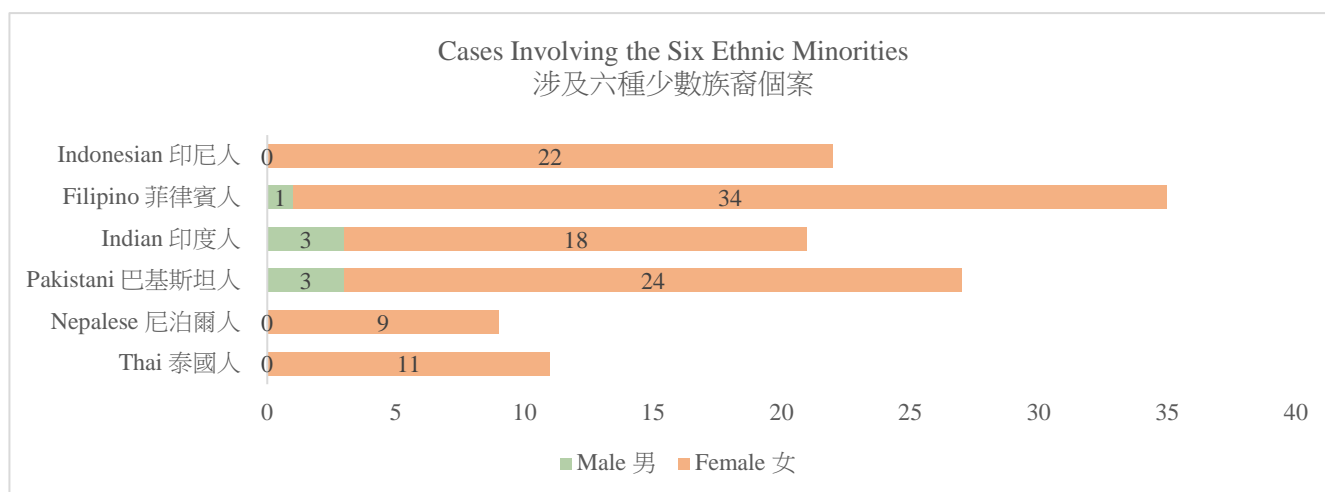


In 2025, most victims were female (84.2%), which is much higher than the number of male victims. About 48.4% of the victims were aged between 31 and 45.

在 2025 年，大部分受害人是女性(84.2%)，遠高於男性受害人人數。大約 48.4%的受害人年齡介乎 31 歲至 45 歲之間。

1.2.2 Distribution of SCB Cases by Ethnicity and Gender of Victim 虐待配偶／同居情侶個案受害人的種族及性別

Ethnicity 種族	2025		
	Male 男	Female 女	Total 總數
Chinese 華人	232 (13.7%)	1 237 (72.9%)	1 469 (86.6%)
Indonesian 印尼人	0 (0.0%)	22 (1.3%)	22 (1.3%)
Filipino 菲律賓人	1 (0.1%)	34 (2.0%)	35 (2.1%)
Indian 印度人	3 (0.2%)	18 (1.1%)	21 (1.2%)
Pakistani 巴基斯坦人	3 (0.2%)	24 (1.4%)	27 (1.6%)
Nepalese 尼泊爾人	0 (0.0%)	9 (0.5%)	9 (0.5%)
Thai 泰國人	0 (0.0%)	11 (0.6%)	11 (0.6%)
Vietnamese 越南人	2 (0.1%)	13 (0.8%)	15 (0.9%)
Bengali 孟加拉人	0 (0.0%)	1 (0.1%)	1 (0.1%)
Japanese 日本人	0 (0.0%)	0 (0.0%)	0 (0.0%)
Korean 韓國人	1 (0.1%)	0 (0.0%)	1 (0.1%)
Singaporean 新加坡人	0 (0.0%)	0 (0.0%)	0 (0.0%)
Sri Lankan 斯里蘭卡人	0 (0.0%)	2 (0.1%)	2 (0.1%)
Australian 澳洲人	0 (0.0%)	1 (0.1%)	1 (0.1%)
British 英國人	1 (0.1%)	1 (0.1%)	2 (0.1%)
American 美國人	0 (0.0%)	1 (0.1%)	1 (0.1%)
Canadian 加拿大人	0 (0.0%)	0 (0.0%)	0 (0.0%)
French 法國人	1 (0.1%)	0 (0.0%)	1 (0.1%)
German 德國人	0 (0.0%)	0 (0.0%)	0 (0.0%)
New Zealander 紐西蘭人	0 (0.0%)	0 (0.0%)	0 (0.0%)
African 非洲人	2 (0.1%)	3 (0.2%)	5 (0.3%)
Others 其他	2 (0.1%)	6 (0.4%)	8 (0.5%)
Unknown 資料不詳	20 (1.2%)	45 (2.7%)	65 (3.8%)
Total 總數	268 (15.8%)	1 428 (84.2%)	1 696 (100%)

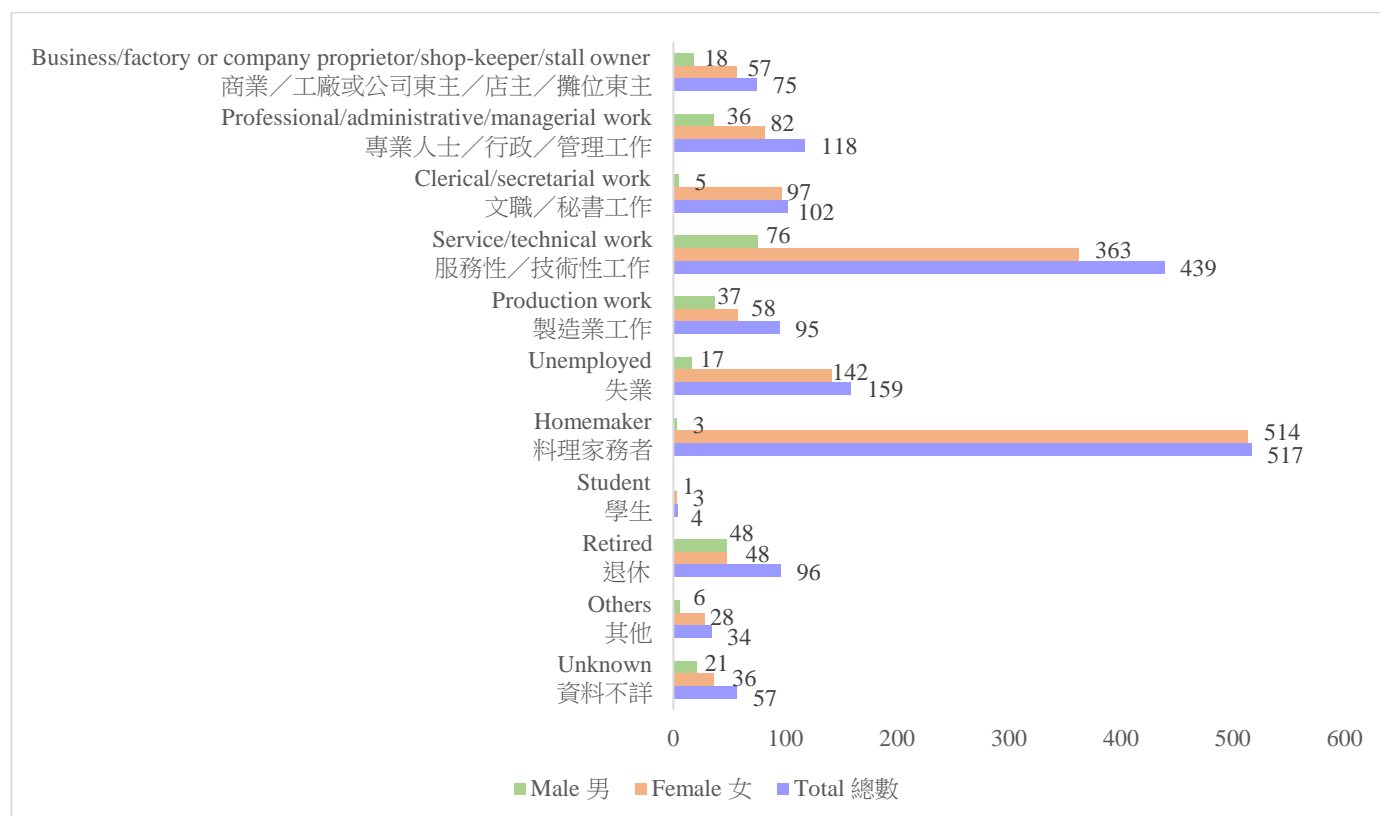


In 2025, regardless of the victims' gender, most victims were Chinese (1 469 cases, representing 86.6% of the total). There were 125 cases (representing 7.4% of the total) involving victims of the six ethnic minorities, including Indonesian, Filipino, Indian, Pakistani, Nepalese and Thai, of which, more cases were Filipino, Pakistani and Indonesian.

在 2025 年，不論受害人性別，大部分受害人是華人 (1 469 宗，佔總數 86.6%)。125 宗個案(佔總數 7.4%) 的受害人屬六種少數族裔(包括印尼、菲律賓、印度、巴基斯坦、尼泊爾及泰國)，其中以菲律賓人、巴基斯坦人及印尼人較多。

1.2.3 Distribution of SCB Cases by Occupation and Gender of Victim 虐待配偶／同居情侶個案受害人的職業及性別

Occupation 職業	2025		
	Male 男	Female 女	Total 總數
Business/factory or company proprietor/shop-keeper/stall owner 商業／工廠或公司東主／店主／攤位東主	18 (1.1%)	57 (3.4%)	75 (4.4%)
Professional/administrative/managerial work 專業人士／行政／管理工作	36 (2.1%)	82 (4.8%)	118 (7.0%)
Clerical/secretarial work 文職／秘書工作	5 (0.3%)	97 (5.7%)	102 (6.0%)
Service/technical work 服務性／技術性工作	76 (4.5%)	363 (21.4%)	439 (25.9%)
Production work 製造業工作	37 (2.2%)	58 (3.4%)	95 (5.6%)
Unemployed 失業	17 (1.0%)	142 (8.4%)	159 (9.4%)
Homemaker 料理家務者	3 (0.2%)	514 (30.3%)	517 (30.5%)
Student 學生	1 (0.1%)	3 (0.2%)	4 (0.2%)
Retired 退休	48 (2.8%)	48 (2.8%)	96 (5.7%)
Others 其他	6 (0.4%)	28 (1.7%)	34 (2.0%)
Unknown 資料不詳	21 (1.2%)	36 (2.1%)	57 (3.4%)
Total 總數	268 (15.8%)	1 428 (84.2%)	1 696 (100%)

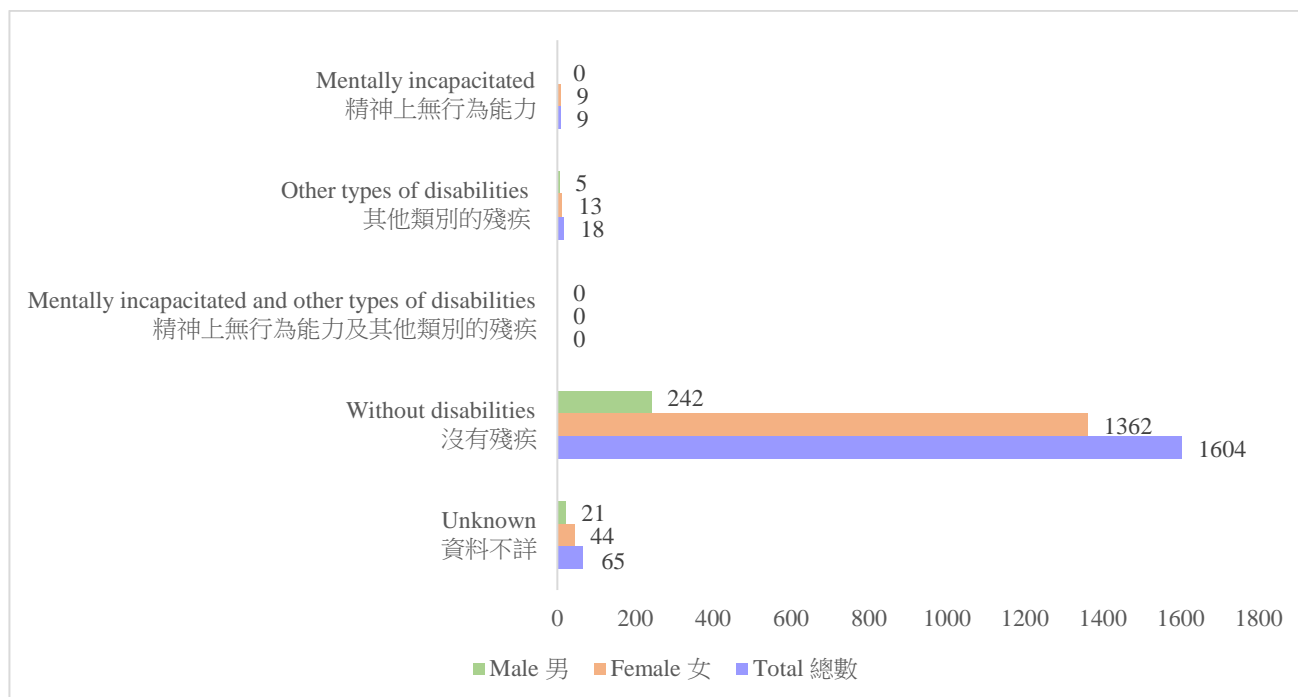


In 2025, most female victims were homemakers (36.0% of female victims), followed by the occupation of service/technical work (25.4% of female victims); most male victims were employed in service/technical work (28.4% of male victims), followed by retired persons (17.9% of male victims).

在 2025 年，女性受害人中以料理家務者為主(佔女性受害人 36.0%)，其次為從事服務性／技術性工作(佔女性受害人 25.4%)；男性受害人中以從事服務性／技術性工作最多(佔男性受害人 28.4%)，其次為退休人士(佔男性受害人 17.9%)。

1.2.4 Distribution of SCB Cases by Disability and Gender of Victim 虐待配偶／同居情侶個案受害人的殘疾類別及性別

Type of Disability 殘疾類別	2025		
	Male 男	Female 女	Total 總數
Mentally incapacitated 精神上無行為能力	0 (0.0%)	9 (0.5%)	9 (0.5%)
Other types of disabilities 其他類別的殘疾	5 (0.3%)	13 (0.8%)	18 (1.1%)
Mentally incapacitated and other types of disabilities 精神上無行為能力及其他類別的殘疾	0 (0.0%)	0 (0.0%)	0 (0.0%)
Without disabilities 沒有殘疾	242 (14.3%)	1 362 (80.3%)	1 604 (94.6%)
Unknown 資料不詳	21 (1.2%)	44 (2.6%)	65 (3.8%)
Total 總數	268 (15.8%)	1 428 (84.2%)	1 696 (100%)



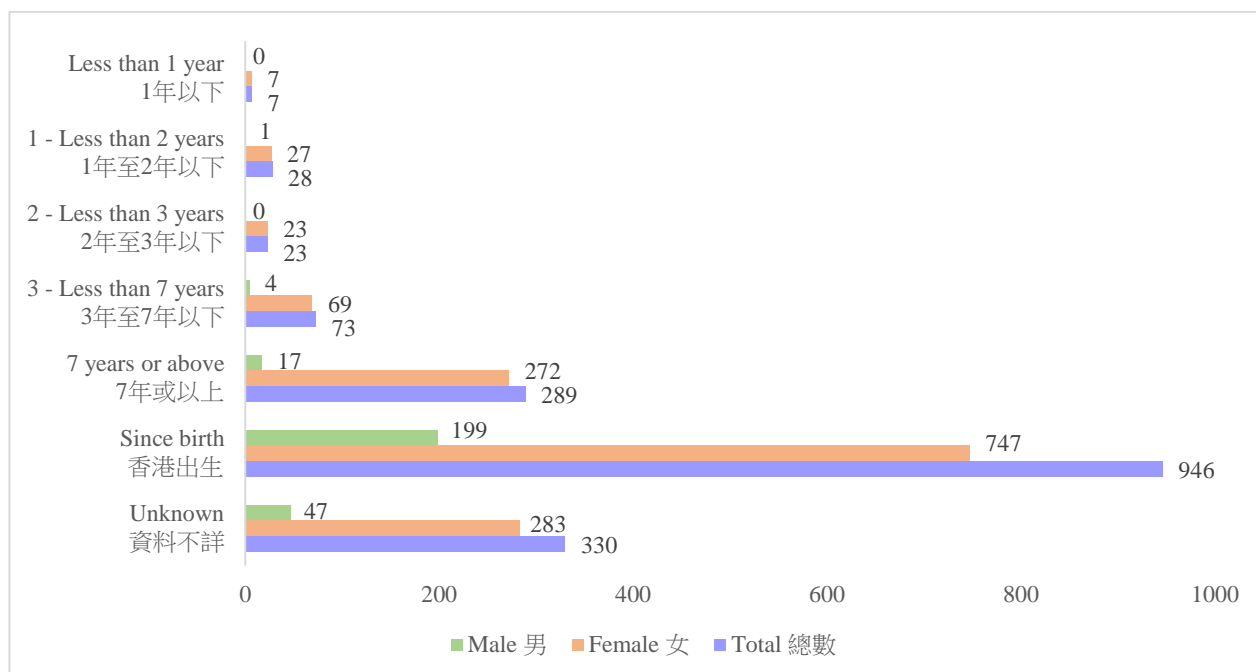
In 2025, most victims had no disabilities (94.6%). 9 victims (0.5%) were reported to be mentally incapacitated persons, among them, all were female. 18 victims (1.1%) were reported to have other types of disabilities.

在 2025 年，大部分受害人沒有殘疾(94.6%)。9 名受害人(0.5%)呈報屬精神上無行為能力的人士，當中全部為女性。18 名受害人(1.1%)呈報有其他類別的殘疾。

1.2.5 Distribution of SCB Cases by Year of Residence in Hong Kong and Gender of Victim

虐待配偶／同居情侶個案受害人的居港年期及性別

Year of Residence in HK 居港年期	2025		
	Male 男	Female 女	Total 總數
Less than 1 year 1 年以下	0 (0.0%)	7 (0.4%)	7 (0.4%)
1 - Less than 2 years 1 年至 2 年以下	1 (0.1%)	27 (1.6%)	28 (1.7%)
2 - Less than 3 years 2 年至 3 年以下	0 (0.0%)	23 (1.4%)	23 (1.4%)
3 - Less than 7 years 3 年至 7 年以下	4 (0.2%)	69 (4.1%)	73 (4.3%)
7 years or above 7 年或以上	17 (1.0%)	272 (16.0%)	289 (17.0%)
Since birth 香港出生	199 (11.7%)	747 (44.0%)	946 (55.8%)
Unknown 資料不詳	47 (2.8%)	283 (16.7%)	330 (19.5%)
Total 總數	268 (15.8%)	1 428 (84.2%)	1 696 (100%)



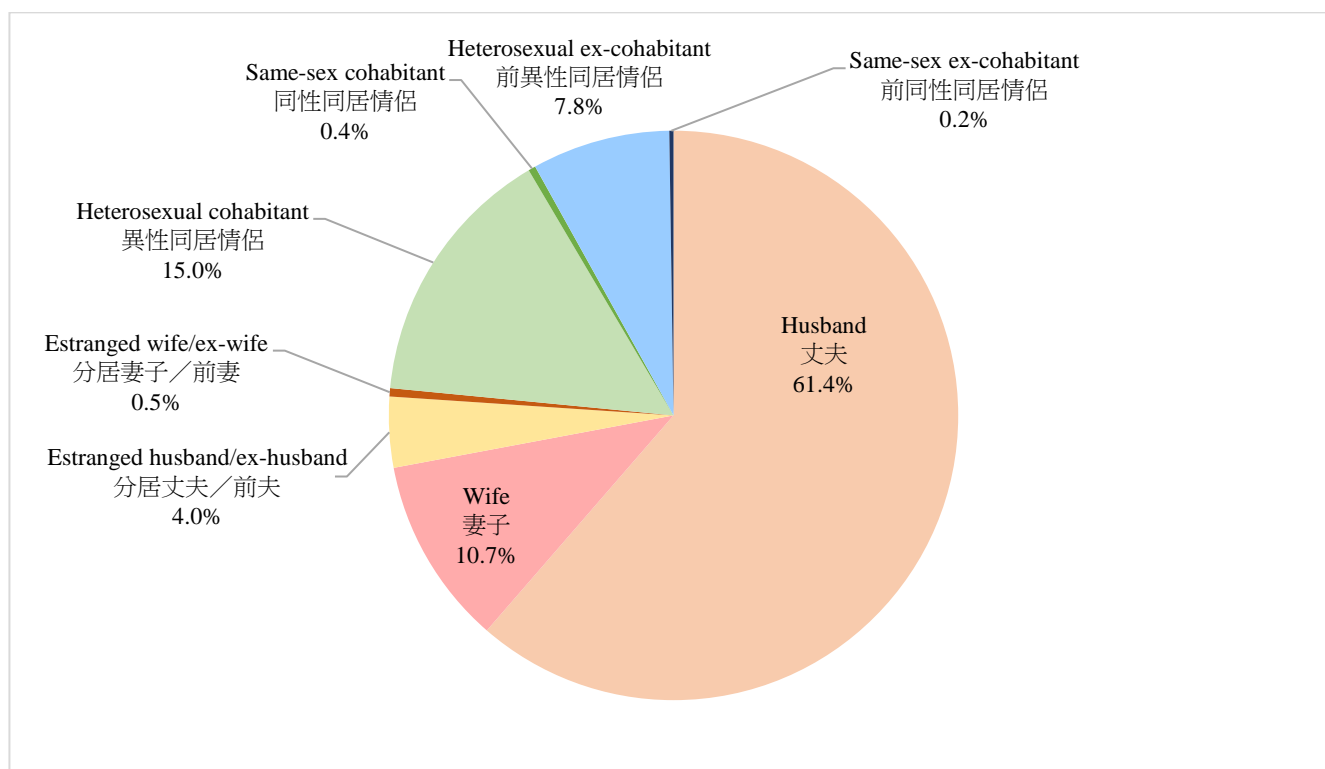
In 2025, 946 victims (55.8%) were born in Hong Kong. There were 131 victims (7.7%) residing in Hong Kong for less than 7 years, among them, the majority had resided in Hong Kong for 3 to less than 7 years (73 victims, representing 4.3% of the total).

在 2025 年，946 名(55.8%)受害人在香港出生。居港未滿 7 年的受害人共有 131 人(7.7%)，當中以居港滿 3 年至 7 年以下的佔最多(73 人，佔總數 4.3%)。

1.3 Characteristics of Perpetrator of Spouse/Cohabitant Battering (SCB) Cases 虐待配偶／同居情侶個案施虐者的特點

1.3.1 Distribution of SCB Cases by Perpetrator's Relationship with the Victim 虐待配偶／同居情侶個案施虐者與受害人的關係

Relationship 關係	2025
Husband 丈夫	1 041 (61.4%)
Wife 妻子	181 (10.7%)
Estranged husband/ex-husband 分居丈夫／前夫	68 (4.0%)
Estranged wife/ex-wife 分居妻子／前妻	8 (0.5%)
Heterosexual cohabitant 異性同居情侶	254 (15.0%)
Same-sex cohabitant 同性同居情侶	7 (0.4%)
Heterosexual ex-cohabitant 前異性同居情侶	133 (7.8%)
Same-sex ex-cohabitant 前同性同居情侶	4 (0.2%)
Total 總數	1 696 (100%)

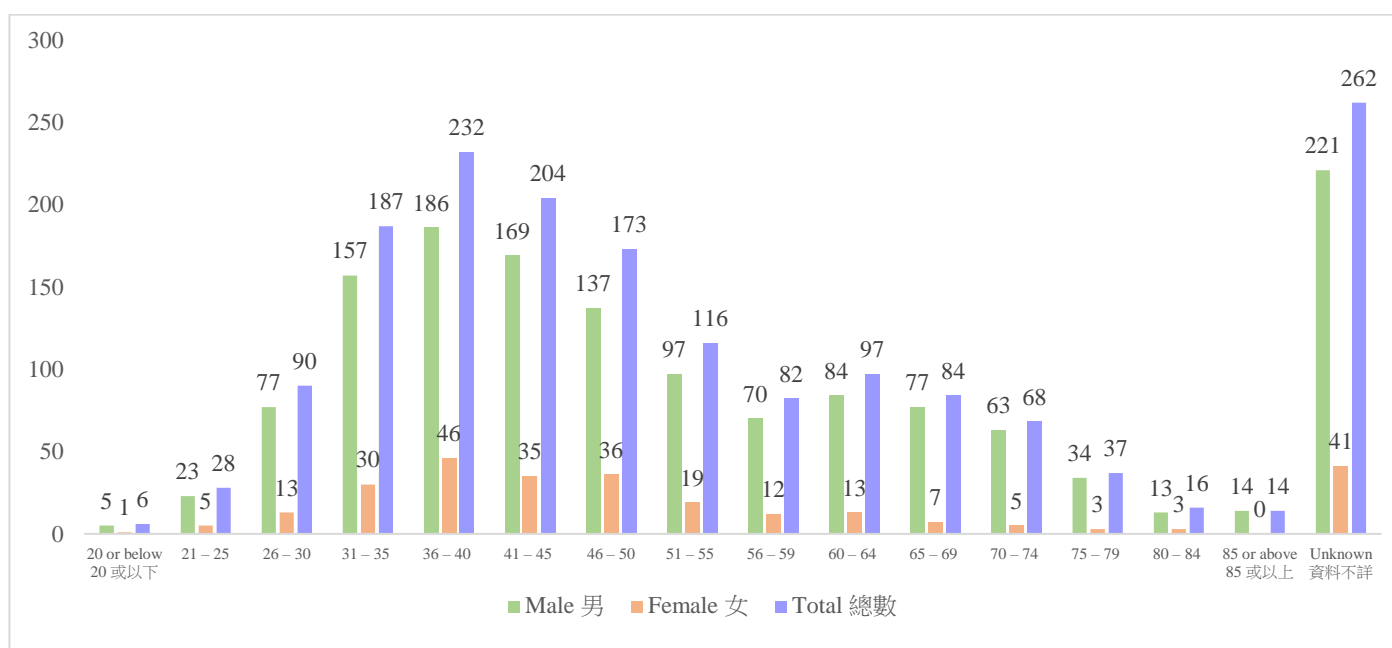


In 2025, most perpetrators were spouses of the victims (72.1%). There were 11 cases involving same-sex cohabitants/ex-cohabitants as the perpetrators, representing 0.6% of the total.

在 2025 年，大部分施虐者均為受害人的配偶(72.1%)。施虐者為同性同居情侶或前同性同居情侶的個案共有 11 宗，佔總數 0.6%。

1.3.2 Distribution of SCB Cases by Gender and Age of Perpetrator 虐待配偶／同居情侶個案施虐者的性別及年齡

Age 年齡	2025		
	Male 男	Female 女	Total 總數
20 or below 20 或以下	5 (0.3%)	1 (0.1%)	6 (0.4%)
21 – 25	23 (1.4%)	5 (0.3%)	28 (1.7%)
26 – 30	77 (4.5%)	13 (0.8%)	90 (5.3%)
31 – 35	157 (9.3%)	30 (1.8%)	187 (11.0%)
36 – 40	186 (11.0%)	46 (2.7%)	232 (13.7%)
41 – 45	169 (10.0%)	35 (2.1%)	204 (12.0%)
46 – 50	137 (8.1%)	36 (2.1%)	173 (10.2%)
51 – 55	97 (5.7%)	19 (1.1%)	116 (6.8%)
56 – 59	70 (4.1%)	12 (0.7%)	82 (4.8%)
60 – 64	84 (5.0%)	13 (0.8%)	97 (5.7%)
65 – 69	77 (4.5%)	7 (0.4%)	84 (5.0%)
70 – 74	63 (3.7%)	5 (0.3%)	68 (4.0%)
75 – 79	34 (2.0%)	3 (0.2%)	37 (2.2%)
80 – 84	13 (0.8%)	3 (0.2%)	16 (0.9%)
85 or above 85 或以上	14 (0.8%)	0 (0.0%)	14 (0.8%)
Unknown 資料不詳	221 (13.0%)	41 (2.4%)	262 (15.4%)
Total 總數	1 427 (84.1%)	269 (15.9%)	1 696 (100%)

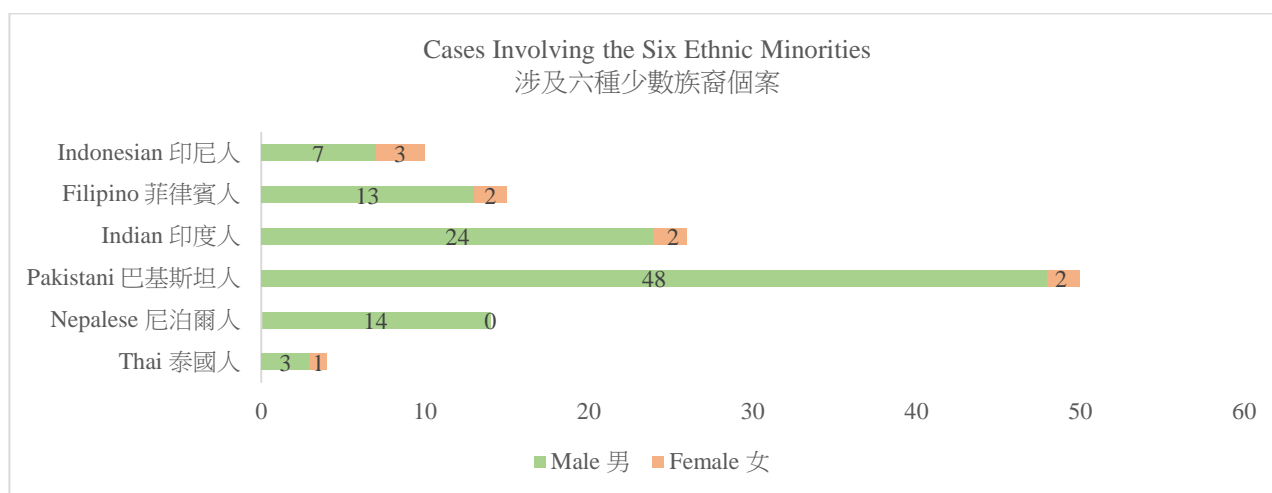


In 2025, perpetrators were mainly male (84.1%), and the most common age group was between 31 and 50 years old, representing 46.9% of the total.

在 2025 年，施虐者的性別以男性為主(84.1%)，年齡以介乎 31 歲至 45 歲之間的組別最多，佔總數 36.7%。

1.3.3 Distribution of SCB Cases by Ethnicity and Gender of Perpetrator 虐待配偶／同居情侶個案施虐者的種族及性別

Ethnicity 種族	2025		
	Male 男	Female 女	Total 總數
Chinese 華人	1 234 (72.8%)	229 (13.5%)	1 463 (86.3%)
Indonesian 印尼人	7 (0.4%)	3 (0.2%)	10 (0.6%)
Filipino 菲律賓人	13 (0.8%)	2 (0.1%)	15 (0.9%)
Indian 印度人	24 (1.4%)	2 (0.1%)	26 (1.5%)
Pakistani 巴基斯坦人	48 (2.8%)	2 (0.1%)	50 (2.9%)
Nepalese 尼泊爾人	14 (0.8%)	0 (0.0%)	14 (0.8%)
Thai 泰國人	3 (0.2%)	1 (0.1%)	4 (0.2%)
Vietnamese 越南人	12 (0.7%)	3 (0.2%)	15 (0.9%)
Bengali 孟加拉人	2 (0.1%)	0 (0.0%)	2 (0.1%)
Japanese 日本人	0 (0.0%)	0 (0.0%)	0 (0.0%)
Korean 韓國人	0 (0.0%)	1 (0.1%)	1 (0.1%)
Singaporean 新加坡人	0 (0.0%)	0 (0.0%)	0 (0.0%)
Sri Lankan 斯里蘭卡人	1 (0.1%)	0 (0.0%)	1 (0.1%)
Australian 澳洲人	1 (0.1%)	0 (0.0%)	1 (0.1%)
British 英國人	2 (0.1%)	0 (0.0%)	2 (0.1%)
American 美國人	2 (0.1%)	0 (0.0%)	2 (0.1%)
Canadian 加拿大人	1 (0.1%)	0 (0.0%)	1 (0.1%)
French 法國人	4 (0.2%)	0 (0.0%)	4 (0.2%)
German 德國人	0 (0.0%)	0 (0.0%)	0 (0.0%)
New Zealander 紐西蘭人	0 (0.0%)	0 (0.0%)	0 (0.0%)
African 非洲人	9 (0.5%)	0 (0.0%)	9 (0.5%)
Others 其他	11 (0.6%)	3 (0.2%)	14 (0.8%)
Unknown 資料不詳	39 (2.3%)	23 (1.4%)	62 (3.7%)
Total 總數	1 427 (84.1%)	269 (15.9%)	1 696 (100%)

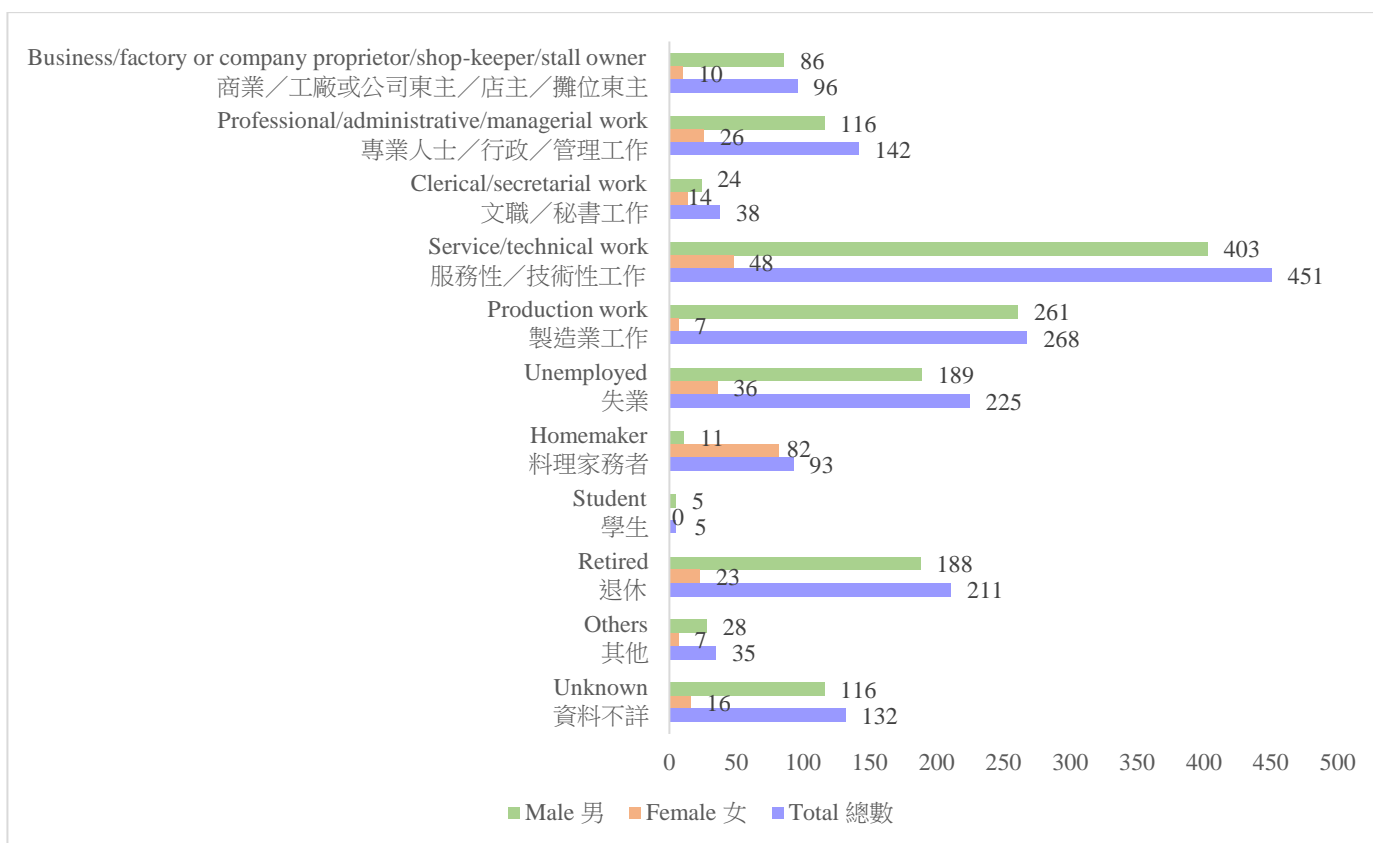


In 2025, most perpetrators were Chinese (1 463 cases, representing 86.3% of the total). There were 119 cases (7.0%) involving perpetrators of the six ethnic minorities, including Indonesian, Filipino, Indian, Pakistani, Nepalese and Thai. Among these male perpetrators, more were Pakistani and Indian while female perpetrators were distributed more evenly across the minority groups.

在 2025 年，大部分施虐者是華人(1 463 宗，佔總數 86.3%)，有 119 宗個案(7.0%)的施虐者屬六種少數族裔(包括印尼、菲律賓、印度、巴基斯坦、尼泊爾及泰國)；當中的男性施虐者以巴基斯坦人及印度人佔多數，而女性施虐者在六種少數族群中的分布則較為平均。

1.3.4 Distribution of SCB Cases by Occupation and Gender of Perpetrator 虐待配偶／同居情侶個案施虐者的職業及性別

Occupation 職業	2025		
	Male 男	Female 女	Total 總數
Business/factory or company proprietor/shop-keeper/stall owner 商業／工廠或公司東主／店主／攤位東主	86 (5.1%)	10 (0.6%)	96 (5.7%)
Professional/administrative/managerial work 專業人士／行政／管理工作	116 (6.8%)	26 (1.5%)	142 (8.4%)
Clerical/secretarial work 文職／秘書工作	24 (1.4%)	14 (0.8%)	38 (2.2%)
Service/technical work 服務性／技術性工作	403 (23.8%)	48 (2.8%)	451 (26.6%)
Production work 製造業工作	261 (15.4%)	7 (0.4%)	268 (15.8%)
Unemployed 失業	189 (11.1%)	36 (2.1%)	225 (13.3%)
Homemaker 料理家務者	11 (0.6%)	82 (4.8%)	93 (5.5%)
Student 學生	5 (0.3%)	0 (0.0%)	5 (0.3%)
Retired 退休	188 (11.1%)	23 (1.4%)	211 (12.4%)
Others 其他	28 (1.7%)	7 (0.4%)	35 (2.1%)
Unknown 資料不詳	116 (6.8%)	16 (0.9%)	132 (7.8%)
Total 總數	1 427 (84.1%)	269 (15.9%)	1 696 (100%)



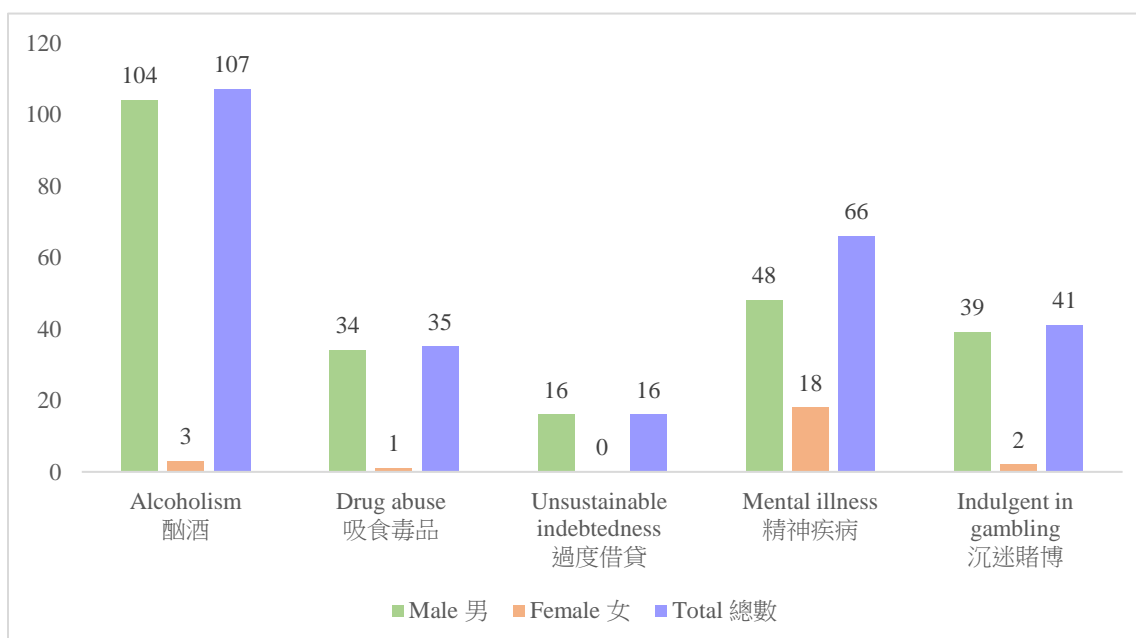
In 2025, most male perpetrators were employed in service/technical work, followed by production work (28.2% and 18.3% of male perpetrators respectively). Most female perpetrators were homemakers, followed by employed in service/technical work (30.5% and 17.8% of female perpetrators respectively).

在 2025 年，男性施虐者中以從事服務性／技術性工作為主，其次為從事製造業工作(分別佔男性施虐者 28.2%及 18.3%)。而女性施虐者中則以從事料理家務者為主，其次為從事服務性／技術性工作(分別佔女性施虐者 30.5%及 17.8%)。

1.3.5 Distribution of SCB Cases by Special Condition and Gender of Perpetrator²

虐待配偶／同居情侶個案施虐者的特別情況及性別

Special Condition 特別情況	2025		
	Male 男	Female 女	Total 總數
Alcoholism 酗酒	104 (6.1%)	3 (0.2%)	107 (6.3%)
Drug abuse 吸食毒品	34 (2.0%)	1 (0.1%)	35 (2.1%)
Unsustainable indebtedness 過度借貸	16 (0.9%)	0 (0.0%)	16 (0.9%)
Mental illness 精神疾病	48 (2.8%)	18 (1.1%)	66 (3.9%)
Indulgent in gambling 沉迷賭博	39 (2.3%)	2 (0.1%)	41 (2.4%)



In 2025, among those perpetrators who were reported to have special condition(s), the majority of male perpetrators had alcoholism while more female perpetrators had mental illness.

在 2025 年，在呈報具有特別情況的施虐者當中，男性施虐者以酗酒情況佔大多數；而在女性施虐者中，則以精神疾病的情況較多。

² The percentages in the brackets only reflect the proportion of perpetrators who reported to have specific special situation(s). As one perpetrator might report to have more than one situation and there was also no indication of special situation or information unknown, the total number of the above table did not tally with the total number of cases with special condition(s).

括號內的百分比為整體施虐者中呈報有該種特別情況的個案比率。因施虐者可能呈報多於一項特別情況、沒有指明特別情況或資料不詳，以上數字的總和並不等於施虐者有特別情況的個案總數。

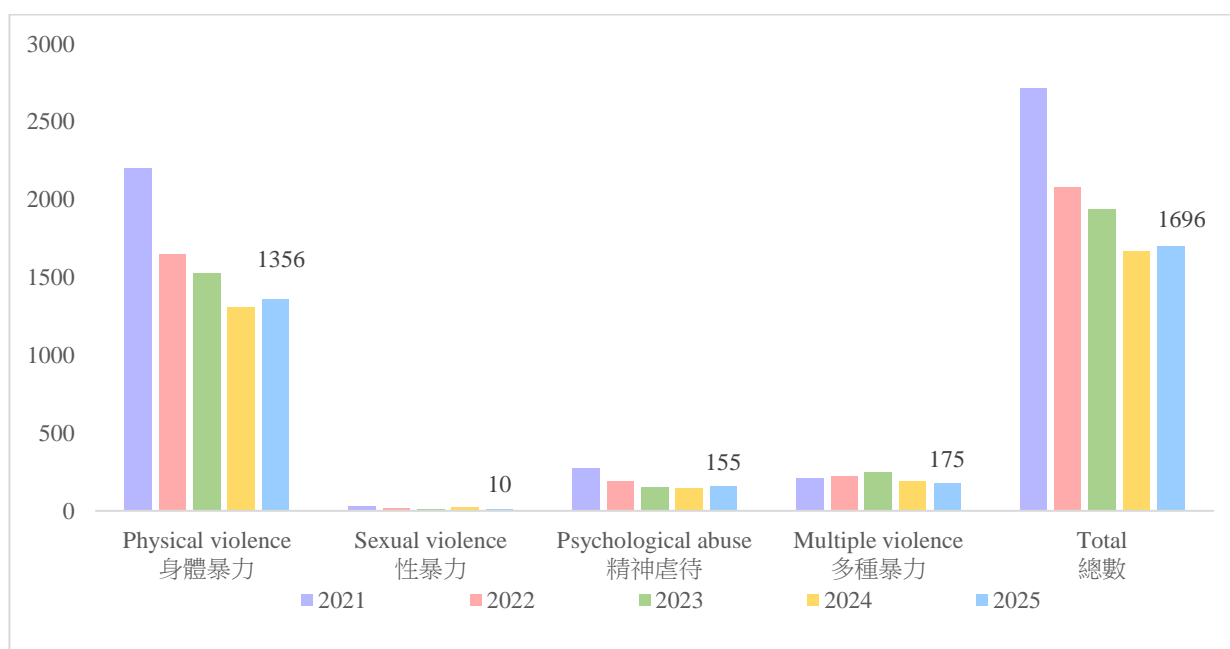
1.4 Comparison of Spouse/Cohabitant Battering (SCB) Cases from 2021 to 2025

比較 2021 年至 2025 年的虐待配偶／同居情侶個案

1.4.1 By Type of Violence of SCB Cases

以虐待配偶／同居情侶個案的暴力種類

Type of Violence 暴力種類	2021	2022	2023	2024	2025
Physical violence 身體暴力	2 203 (81.1%)	1 649 (79.4%)	1 528 (78.8%)	1 310 (78.6%)	1 356 (80.0%)
Sexual violence 性暴力	27 (1.0%)	17 (0.8%)	9 (0.5%)	20 (1.2%)	10 (0.6%)
Psychological abuse 精神虐待	275 (10.1%)	189 (9.1%)	153 (7.9%)	147 (8.8%)	155 (9.1%)
Multiple violence 多種暴力	210 (7.7%)	222 (10.7%)	248 (12.8%)	189 (11.3%)	175 (10.3%)
Total 總數	2 715 (100%)	2 077 (100%)	1 938 (100%)	1 666 (100%)	1 696 (100%)



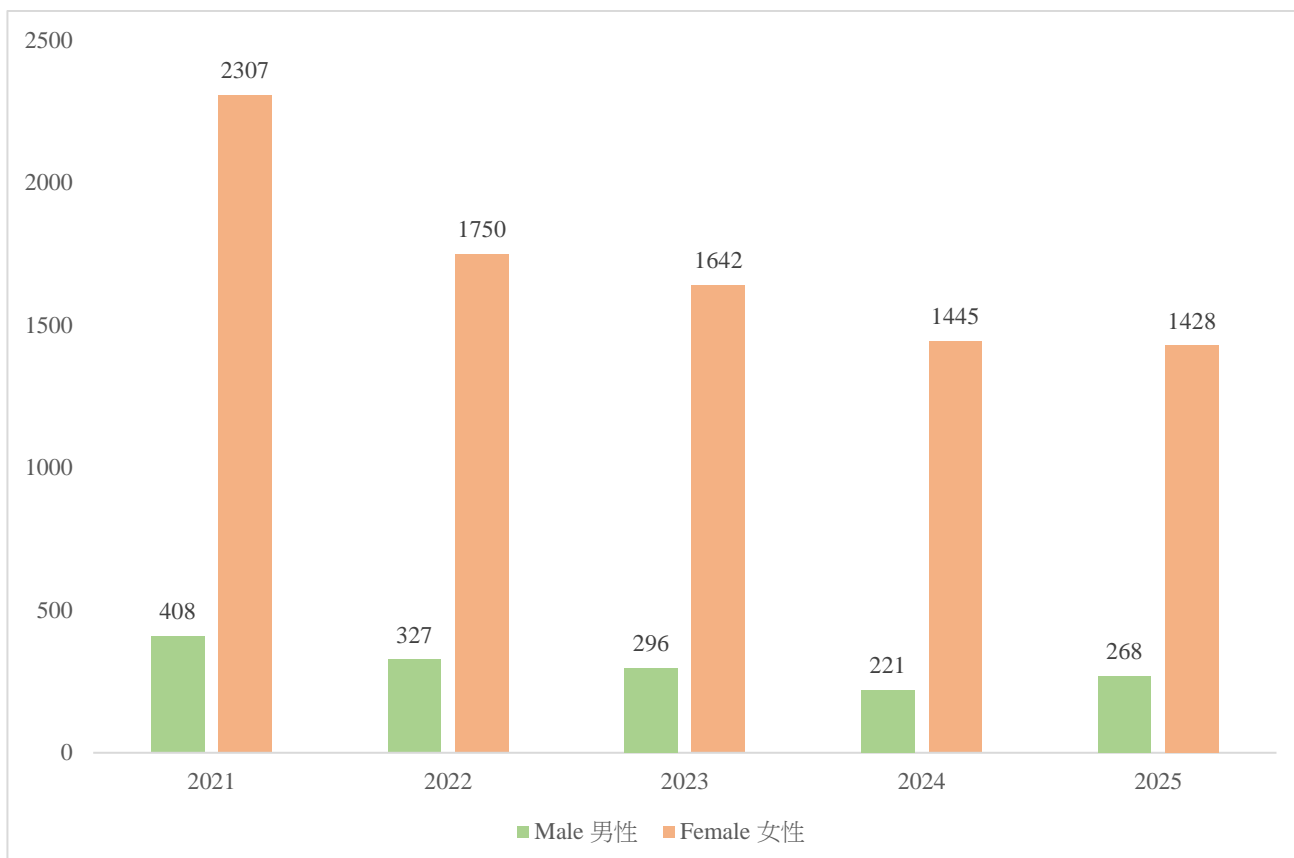
In the past five years, the total number of newly reported SCB cases has been decreasing from 2 715 in 2021 to the lowest points 1 666 in 2024 and then slightly increased to 1 696 in 2025. Overall, there was a 37.5% decrease in the number of newly reported SCB cases from 2021 to 2025.

在過去五年，新呈報虐待配偶／同居情侶個案總數從 2021 年的 2 715 宗下跌至 2024 年的最低點 1 666 宗；於 2025 年輕微回升至 1 696 宗。整體而言，由 2021 年至 2025 年，新呈報虐待配偶／同居情侶個案的數目錄得跌幅為 37.5%。

1.4.2 By Gender of Victim of SCB Cases

以虐待配偶／同居情侶個案受害人的性別

Gender 性別	2021	2022	2023	2024	2025
Female 女性	2 307 (85.0%)	1 750 (84.3%)	1 642 (84.7%)	1 445 (86.7%)	1 428 (84.2%)
Male 男性	408 (15.0%)	327 (15.7%)	296 (15.3%)	221 (13.3%)	268 (15.8%)
Total 總數	2 715 (100%)	2 077 (100%)	1 938 (100%)	1 666 (100%)	1 696 (100%)

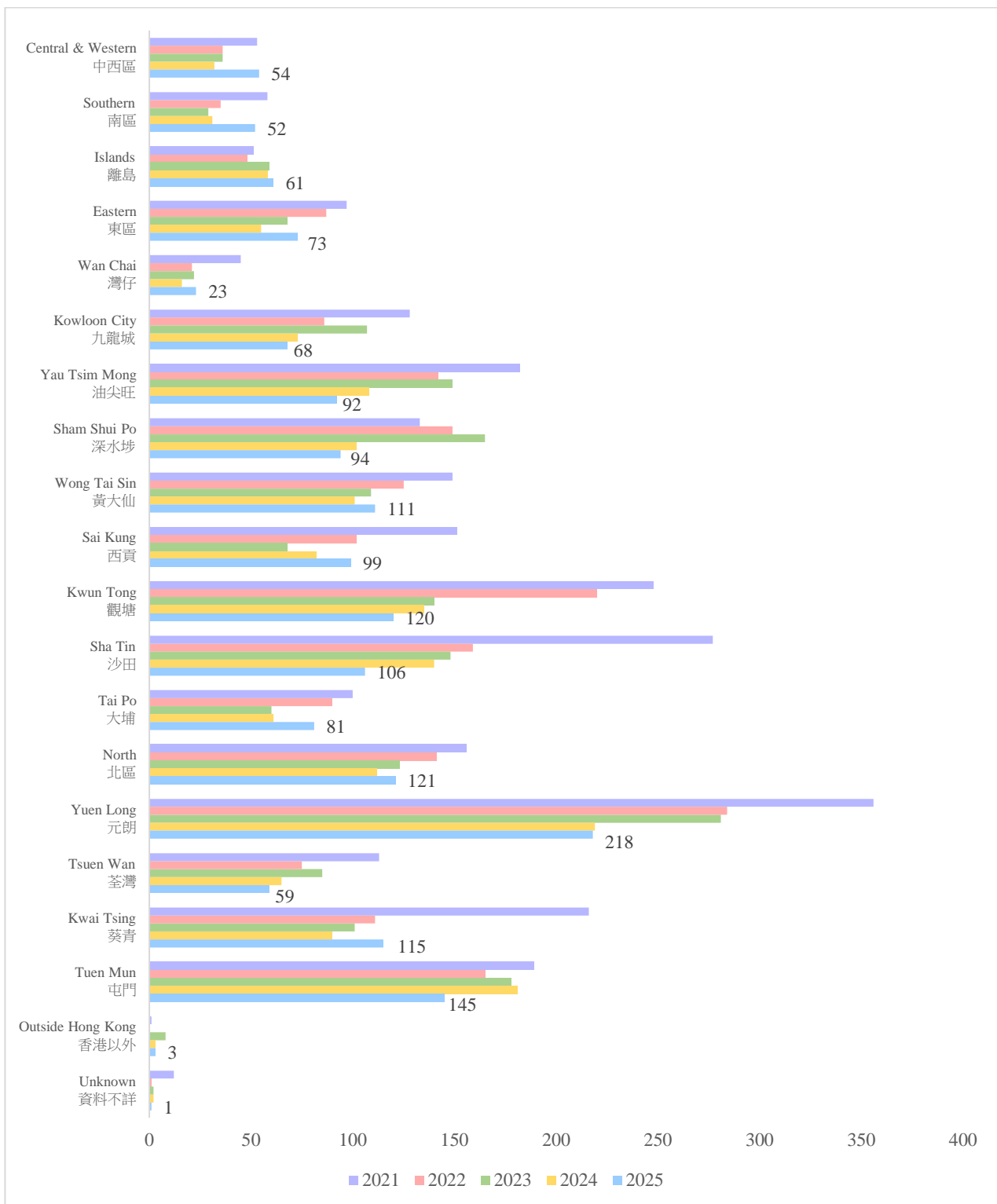


In the past five years, more than 80% of the victims of SCB cases were female in each year.

在過去五年，每年有超過 80%的虐待配偶／同居情侶個案受害人為女性。

1.4.3 By Victim's Habitual Residential District of SCB Cases 以虐待配偶／同居情侶個案受害人慣常居住的地區

District 地區	2021	2022	2023	2024	2025
Central & Western 中西區	53 (2.0%)	36 (1.7%)	36 (1.9%)	32 (1.9%)	54 (3.2%)
Southern 南區	58 (2.1%)	35 (1.7%)	29 (1.5%)	31 (1.9%)	52 (3.1%)
Islands 離島	51 (1.9%)	48 (2.3%)	59 (3.0%)	58 (3.5%)	61 (3.6%)
Eastern 東區	97 (3.6%)	87 (4.2%)	68 (3.5%)	55 (3.3%)	73 (4.3%)
Wan Chai 灣仔	45 (1.7%)	21 (1.0%)	22 (1.1%)	16 (1.0%)	23 (1.4%)
Kowloon City 九龍城	128 (4.7%)	86 (4.1%)	107 (5.5%)	73 (4.4%)	68 (4.0%)
Yau Tsim Mong 油尖旺	182 (6.7%)	142 (6.8%)	149 (7.7%)	108 (6.5%)	92 (5.4%)
Sham Shui Po 深水埗	133 (4.9%)	149 (7.2%)	165 (8.5%)	102 (6.1%)	94 (5.5%)
Wong Tai Sin 黃大仙	149 (5.5%)	125 (6.0%)	109 (5.6%)	101 (6.1%)	111 (6.5%)
Sai Kung 西貢	151 (5.6%)	102 (4.9%)	68 (3.5%)	82 (4.9%)	99 (5.8%)
Kwun Tong 觀塘	248 (9.1%)	220 (10.6%)	140 (7.2%)	135 (8.1%)	120 (7.1%)
Sha Tin 沙田	277 (10.2%)	159 (7.7%)	148 (7.6%)	140 (8.4%)	106 (6.3%)
Tai Po 大埔	100 (3.7%)	90 (4.3%)	60 (3.1%)	61 (3.7%)	81 (4.8%)
North 北區	156 (5.7%)	141 (6.8%)	123 (6.3%)	112 (6.7%)	121 (7.1%)
Yuen Long 元朗	356 (13.1%)	284 (13.7%)	281 (14.5%)	219 (13.1%)	218 (12.9%)
Tsuen Wan 荃灣	113 (4.2%)	75 (3.6%)	85 (4.4%)	65 (3.9%)	59 (3.5%)
Kwai Tsing 葵青	216 (8.0%)	111 (5.3%)	101 (5.2%)	90 (5.4%)	115 (6.8%)
Tuen Mun 屯門	189 (7.0%)	165 (7.9%)	178 (9.2%)	181 (10.9%)	145 (8.5%)
Outside Hong Kong 香港以外	1 (0.0%)	0 (0.0%)	8 (0.4%)	3 (0.2%)	3 (0.2%)
Unknown 資料不詳	12 (0.4%)	1 (0.0%)	2 (0.1%)	2 (0.1%)	1 (0.1%)
Total 總數	2 715 (100%)	2 077 (100%)	1 938 (100%)	1 666 (100%)	1 696 (100%)

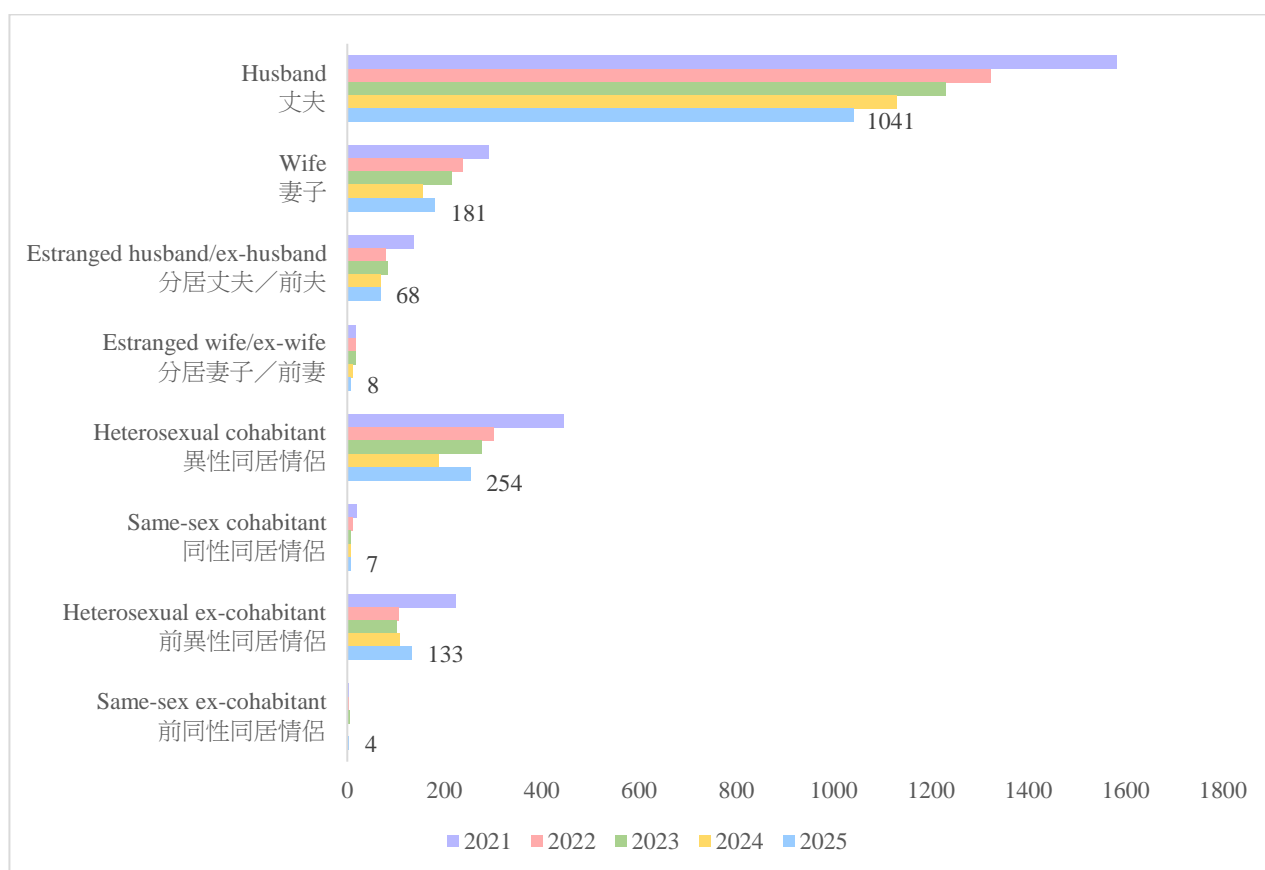


For the past five years, Yuen Long has all along been the district with the highest number of SCB cases (the district where victims residing at the time of incidents). Regarding the total number of victims of SCB cases in the past five years, Yuen Long was the first, Kwun Tong and Tuen Mun came second and third.

在過去五年，元朗區一直錄得最多虐待配偶／同居情侶個案(受害人在事件發生時居住的地區)。以五年受害人的人數總和計算，元朗區居首位，其次為觀塘區及屯門區。

1.4.4 By Perpetrator's Relationship with the Victim of SCB Cases 以虐待配偶／同居情侶個案施虐者與受害人的關係

Relationship 關係	2021	2022	2023	2024	2025
Husband 丈夫	1 582 (58.3%)	1 323 (63.7%)	1 230 (63.5%)	1 129 (67.8%)	1 041 (61.4%)
Wife 妻子	290 (10.7%)	237 (11.4%)	216 (11.1%)	155 (9.3%)	181 (10.7%)
Estranged husband/ex-husband 分居丈夫／前夫	136 (5.0%)	79 (3.8%)	83 (4.3%)	68 (4.1%)	68 (4.0%)
Estranged wife/ex-wife 分居妻子／前妻	17 (0.6%)	17 (0.8%)	17 (0.9%)	11 (0.7%)	8 (0.5%)
Heterosexual cohabitant 異性同居情侶	446 (16.4%)	301 (14.5%)	277 (14.3%)	188 (11.3%)	254 (15.0%)
Same-sex cohabitant 同性同居情侶	19 (0.7%)	11 (0.5%)	8 (0.4%)	7 (0.4%)	7 (0.4%)
Heterosexual ex-cohabitant 前異性同居情侶	222 (8.2%)	105 (5.1%)	101 (5.2%)	107 (6.4%)	133 (7.8%)
Same-sex ex-cohabitant 前同性同居情侶	3 (0.1%)	4 (0.2%)	6 (0.3%)	1 (0.1%)	4 (0.2%)
Total 總數	2 715 (100%)	2 077 (100%)	1 938 (100%)	1 666 (100%)	1 696 (100%)



In the past five years, most perpetrators were spouses of the victims, followed by heterosexual cohabitants.

在過去五年，大部分施虐者為受害人的配偶，其次為異性同居情侶。

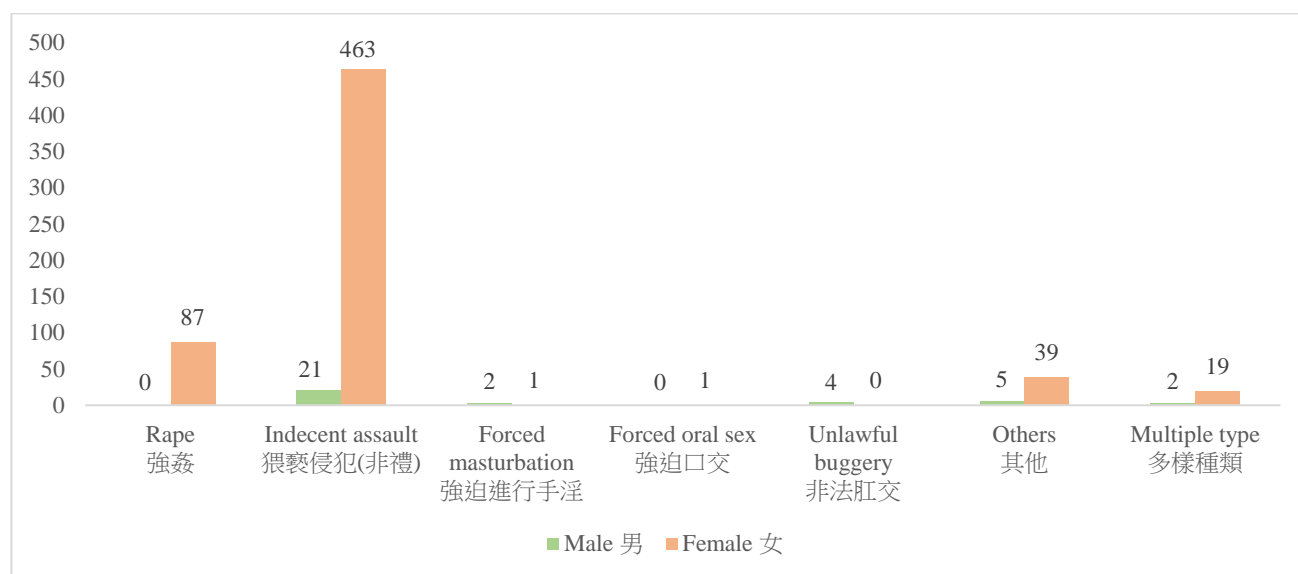
Part II 第二部分

Newly Reported Sexual Violence (SV) Cases in 2025 2025年新呈報性暴力個案

2.1 General Information 基本資料

2.1.1 Distribution of SV Cases by Type of Incident and Gender of Victim 性暴力個案的事件種類及受害人的性別

Type of Incident 事件種類	2025		
	Male 男	Female 女	Total 總數
Rape 強姦	0 (0.0%)	87 (13.5%)	87 (13.5%)
Indecent assault 猥褻侵犯(非禮)	21 (3.3%)	463 (71.9%)	484 (75.2%)
Forced masturbation 強迫進行手淫	2 (0.3%)	1 (0.2%)	3 (0.5%)
Forced oral sex 強迫口交	0 (0.0%)	1 (0.2%)	1 (0.2%)
Unlawful buggery 非法肛交	4 (0.6%)	0 (0.0%)	4 (0.6%)
Others 其他	5 (0.8%)	39 (6.1%)	44 (6.8%)
Multiple type 多樣種類	2 (0.3%)	19 (3.0%)	21 (3.3%)
Total 總數	34 (5.3%)	610 (94.7%)	644 (100%)



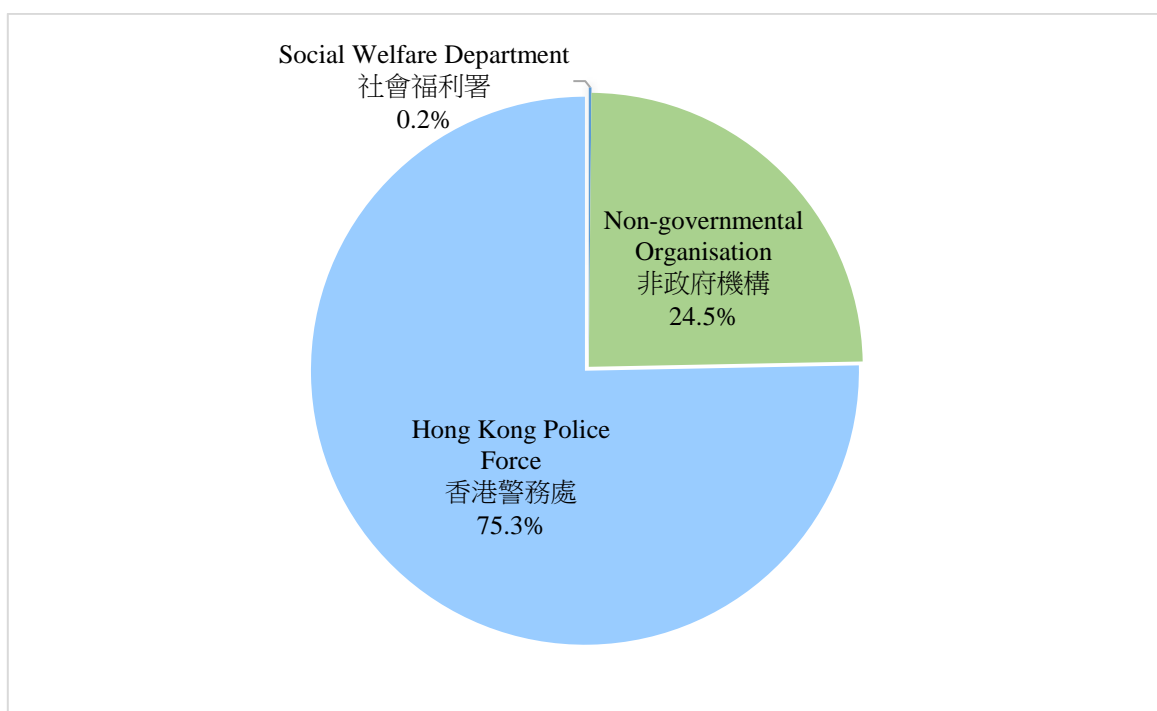
In 2025, CISSCBSV recorded 644 newly reported SV cases. Indecent assault (484 cases, representing 75.2% of the total) is the most common type of SV, followed by rape (87 cases, representing 13.5% of the total). There were 44 cases in “Others” (6.8% of the total) which involved cases of blackmail with nude pictures, forced photo-taking or threatening to broadcast the indecent photos/videos of the victim on the internet, etc.

在 2025 年，中央資料系統錄得 644 宗新呈報的性暴力個案。整體以猥褻侵犯(非禮)個案佔最多(484 宗，佔總數 75.2%)，其次為強姦個案(87 宗，佔總數 13.5%)。「其他種類」共錄得 44 宗(佔總數 6.8%)，當中包括：以裸照恐嚇、強迫拍攝裸照及將案主不雅照片或性愛短片公開在網上廣傳等。

2.1.2 Distribution of SV Cases by Reporting Agency³

性暴力個案的呈報機構

Reporting Agency 呈報機構	2025
Social Welfare Department 社會福利署	1 (0.2%)
Non-governmental Organisation 非政府機構	158 (24.5%)
Hong Kong Police Force 香港警務處	485 (75.3%)
Total 總數	644 (100%)



In 2025, all SV cases were reported by the Hong Kong Police Force (75.3%), Non-governmental Organisations (24.5%) and Social Welfare Department (0.2%).

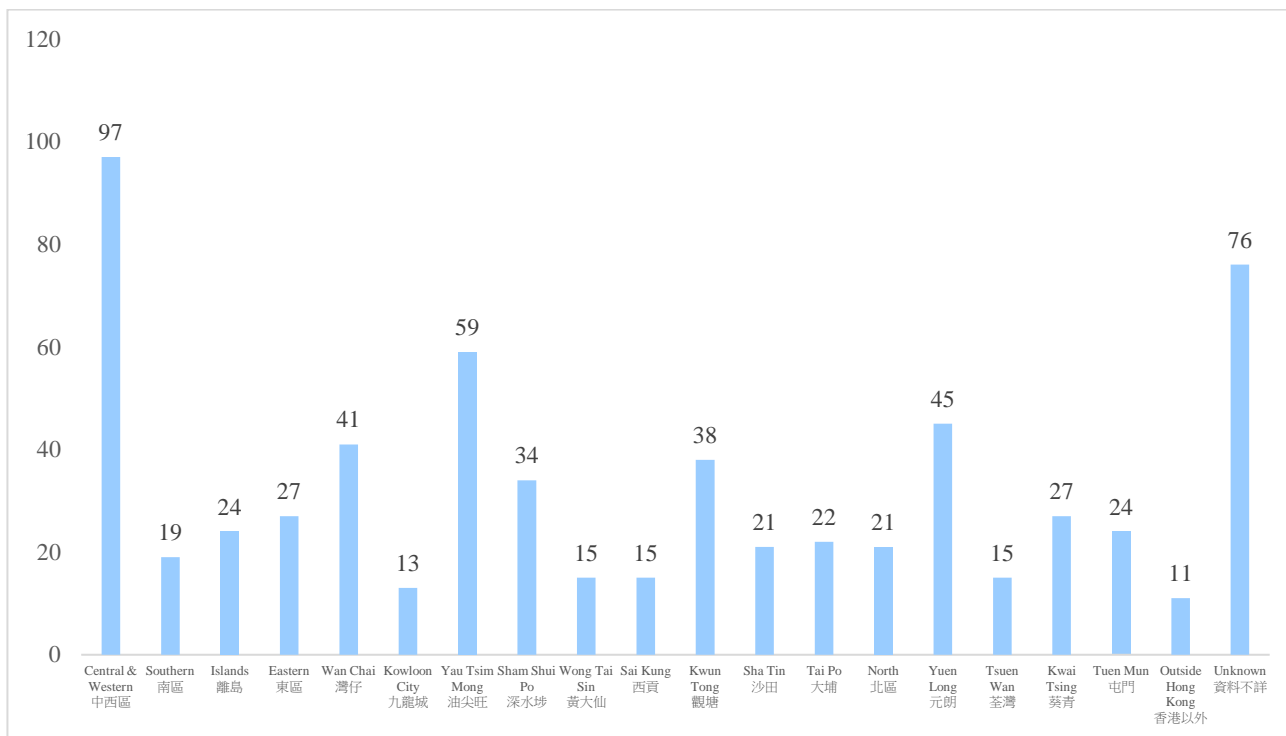
在 2025 年，性暴力個案全部由香港警務處(75.3%)、非政府機構(24.5%)及社會福利署呈報(0.2%)。

³ If more than one agency reports the same case, the first agency to input the data will be recorded as the reporting agency.

若同一個案有多於一個呈報機構，會以最先輸入資料的機構作為呈報機構。

2.1.3 Distribution of SV Cases by District where Incident Occurred 性暴力事件發生的地區

District 地區	2025
Central & Western 中西區	97 (15.1%)
Southern 南區	19 (3.0%)
Islands 離島	24 (3.7%)
Eastern 東區	27 (4.2%)
Wan Chai 灣仔	41 (6.4%)
Kowloon City 九龍城	13 (2.0%)
Yau Tsim Mong 油尖旺	59 (9.2%)
Sham Shui Po 深水埗	34 (5.3%)
Wong Tai Sin 黃大仙	15 (2.3%)
Sai Kung 西貢	15 (2.3%)
Kwun Tong 觀塘	38 (5.9%)
Sha Tin 沙田	21 (3.3%)
Tai Po 大埔	22 (3.4%)
North 北區	21 (3.3%)
Yuen Long 元朗	45 (7.0%)
Tsuen Wan 荃灣	15 (2.3%)
Kwai Tsing 葵青	27 (4.2%)
Tuen Mun 屯門	24 (3.7%)
Outside Hong Kong 香港以外	11 (1.7%)
Unknown 資料不詳	76 (11.8%)
Total 總數	644 (100%)

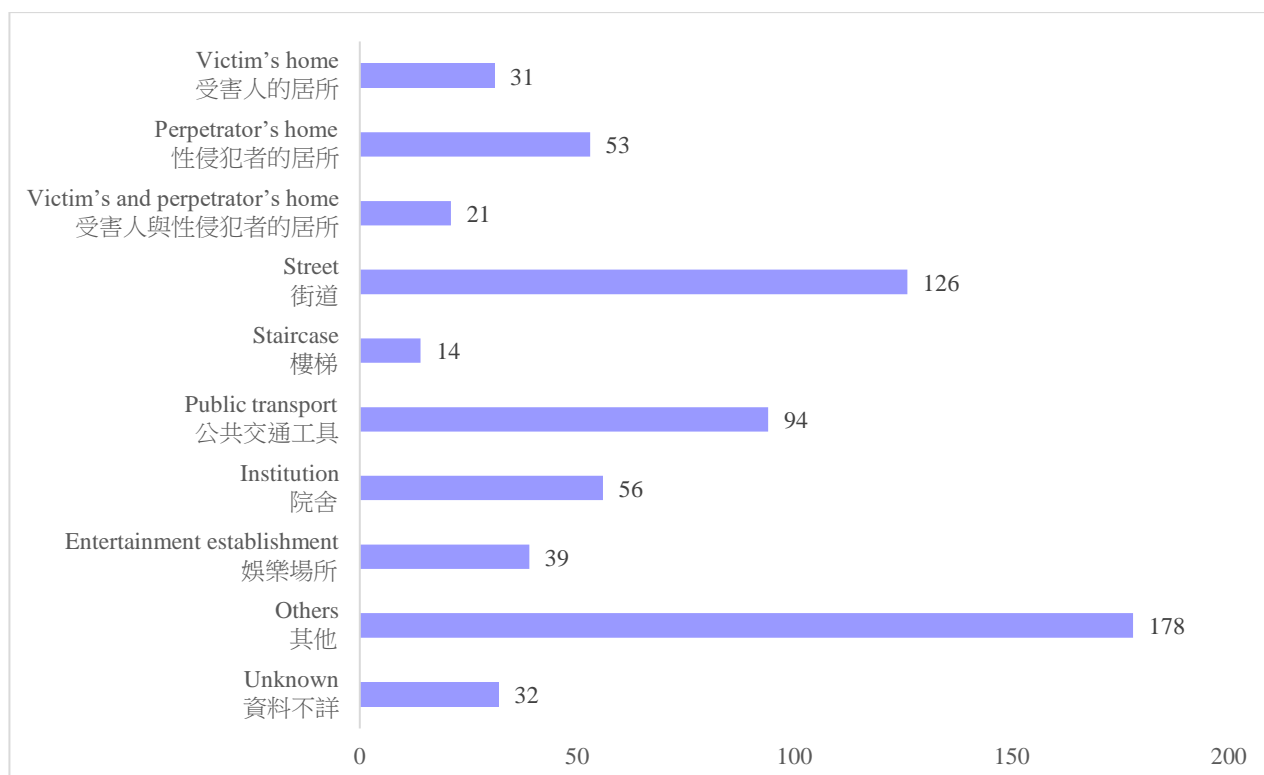


In 2025, the top three districts with the highest number of SV incidents taken place were Central & Western (15.1%), Yau Tsim Mong (9.2%) and Yuen Long (7.0%).

在 2025 年，全港最多性暴力個案發生的三個地區依次是中西區(15.1%)、油尖旺區(9.2%)及元朗區(7.0%)。

2.1.4 Distribution of SV Cases by Location where Incident Occurred 性暴力事件發生的地點

Location of Incident 事件發生的地點	2025
Victim's home 受害人的居所	31 (4.8%)
Perpetrator's home 性侵犯者的居所	53 (8.2%)
Victim's and perpetrator's home 受害人與性侵犯者的居所	21 (3.3%)
Street 街道	126 (19.6%)
Staircase 樓梯	14 (2.2%)
Public transport 公共交通工具	94 (14.6%)
Institution 院舍	56 (8.7%)
Entertainment establishment 娛樂場所	39 (6.1%)
Others 其他	178 (27.6%)
Unknown 資料不詳	32 (5.0%)
Total 總數	644 (100%)



In 2025, the SV incidents occurred more often on the streets (19.6%), followed by public transportation (14.6%) and institutions (8.7%).

在 2025 年，性暴力事件最常發生在街道 (19.6%)、其次是公共交通工具(14.6%)和院舍(8.7%)。

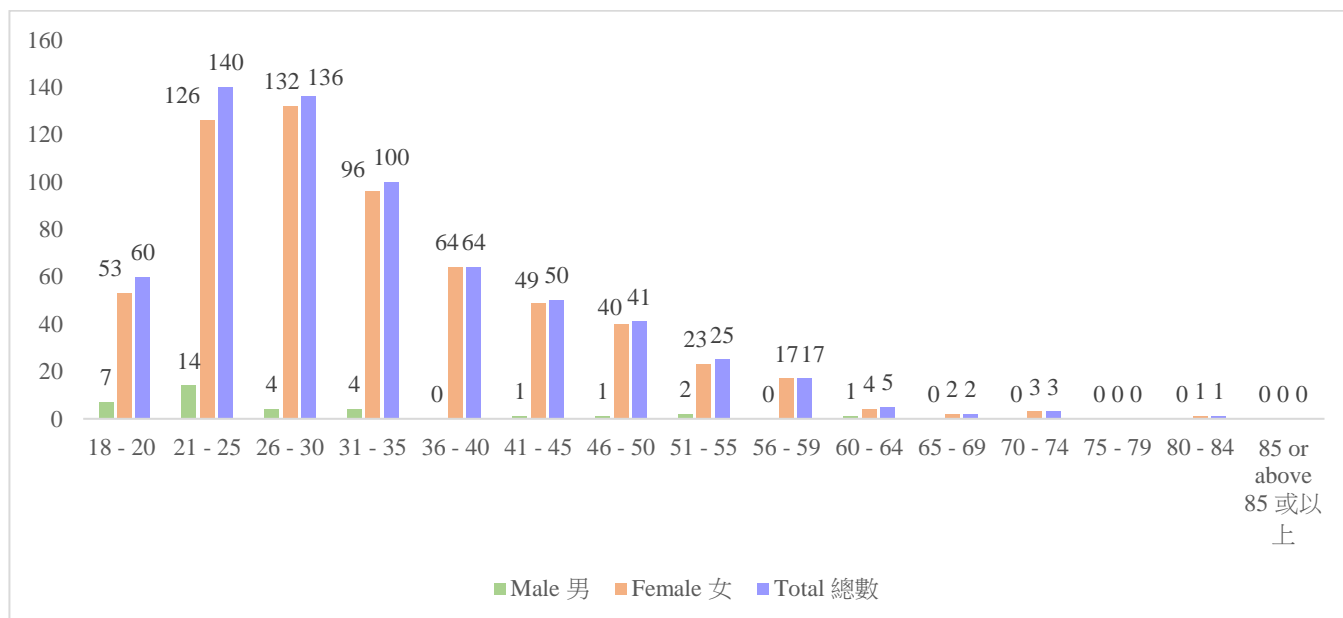
2.2 Characteristics of Victim of Sexual Violence (SV) Cases

性暴力個案受害人的特點

2.2.1 Distribution of SV Cases by Gender and Age of Victim

性暴力個案受害人的性別及年齡

Age 年齡	2025		
	Male 男	Female 女	Total 總數
18 – 20	7 (1.1%)	53 (8.2%)	60 (9.3%)
21 – 25	14 (2.2%)	126 (19.6%)	140 (21.7%)
26 – 30	4 (0.6%)	132 (20.5%)	136 (21.1%)
31 – 35	4 (0.6%)	96 (14.9%)	100 (15.5%)
36 – 40	0 (0.0%)	64 (9.9%)	64 (9.9%)
41 – 45	1 (0.2%)	49 (7.6%)	50 (7.8%)
46 – 50	1 (0.2%)	40 (6.2%)	41 (6.4%)
51 – 55	2 (0.3%)	23 (3.6%)	25 (3.9%)
56 – 59	0 (0.0%)	17 (2.6%)	17 (2.6%)
60 – 64	1 (0.2%)	4 (0.6%)	5 (0.8%)
65 – 69	0 (0.0%)	2 (0.3%)	2 (0.3%)
70 – 74	0 (0.0%)	3 (0.5%)	3 (0.5%)
75 – 79	0 (0.0%)	0 (0.0%)	0 (0.0%)
80 – 84	0 (0.0%)	1 (0.2%)	1 (0.2%)
85 or above 85 或以上	0 (0.0%)	0 (0.0%)	0 (0.0%)
Total 總數	34 (5.3%)	610 (94.7%)	644 (100%)

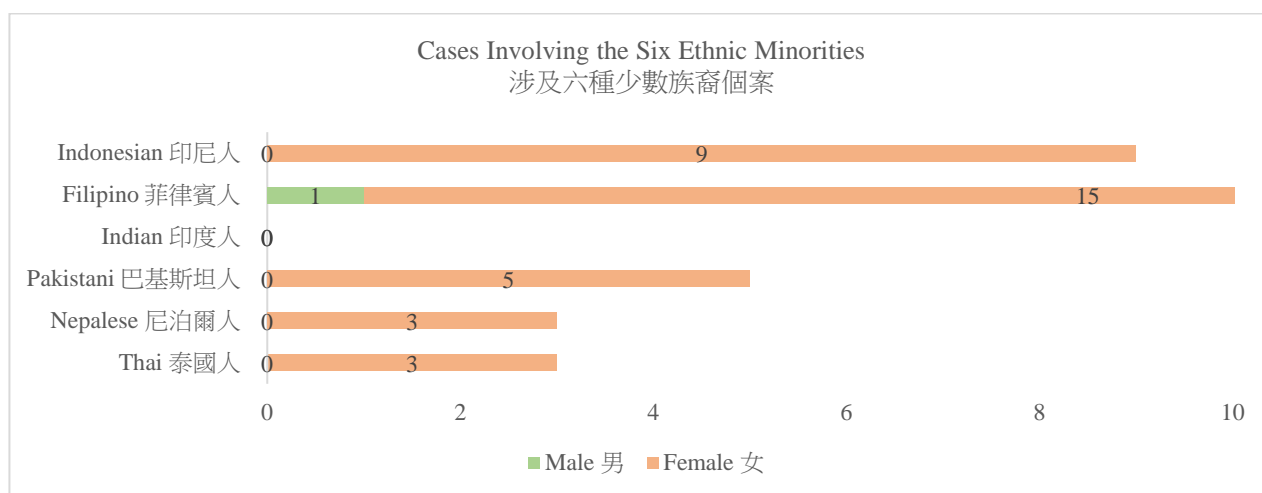


In 2025, most victims were female (94.7%). The victims were mainly between the age of 21 and 35, representing 58.4% of the total. There were 11 victims who were aged 60 or above, representing 1.7% of the total.

在 2025 年，大部分受害人是女性(94.7%)。受害人的年齡主要介乎 21 歲至 35 歲之間，佔總數 58.4%。當中有 11 位受害人是 60 歲或以上，佔總數 1.7%。

2.2.2 Distribution of SV Cases by Ethnicity and Gender of Victim 性暴力個案受害人的種族及性別

Ethnicity 種族	2025		
	Male 男	Female 女	Total 總數
Chinese 華人	33 (5.1%)	561 (87.1%)	594 (92.2%)
Indonesian 印尼人	0 (0.0%)	9 (1.4%)	9 (1.4%)
Filipino 菲律賓人	1 (0.2%)	15 (2.3%)	16 (2.5%)
Indian 印度人	0 (0.0%)	0 (0.0%)	0 (0.0%)
Pakistani 巴基斯坦人	0 (0.0%)	5 (0.8%)	5 (0.8%)
Nepalese 尼泊爾人	0 (0.0%)	3 (0.5%)	3 (0.5%)
Thai 泰國人	0 (0.0%)	3 (0.5%)	3 (0.5%)
Vietnamese 越南人	0 (0.0%)	1 (0.2%)	1 (0.2%)
Bengali 孟加拉人	0 (0.0%)	0 (0.0%)	0 (0.0%)
Japanese 日本人	0 (0.0%)	0 (0.0%)	0 (0.0%)
Korean 韓國人	0 (0.0%)	5 (0.8%)	5 (0.8%)
Singaporean 新加坡人	0 (0.0%)	0 (0.0%)	0 (0.0%)
Sri Lankan 斯里蘭卡人	0 (0.0%)	0 (0.0%)	0 (0.0%)
Australian 澳洲人	0 (0.0%)	0 (0.0%)	0 (0.0%)
British 英國人	0 (0.0%)	1 (0.2%)	1 (0.2%)
American 美國人	0 (0.0%)	1 (0.2%)	1 (0.2%)
Canadian 加拿大人	0 (0.0%)	0 (0.0%)	0 (0.0%)
French 法國人	0 (0.0%)	0 (0.0%)	0 (0.0%)
German 德國人	0 (0.0%)	1 (0.2%)	1 (0.2%)
New Zealander 紐西蘭人	0 (0.0%)	0 (0.0%)	0 (0.0%)
African 非洲人	0 (0.0%)	0 (0.0%)	0 (0.0%)
Others 其他	0 (0.0%)	2 (0.3%)	2 (0.3%)
Unknown 資料不詳	0 (0.0%)	3 (0.5%)	3 (0.5%)
Total 總數	34 (5.3%)	610 (94.7%)	644 (100%)

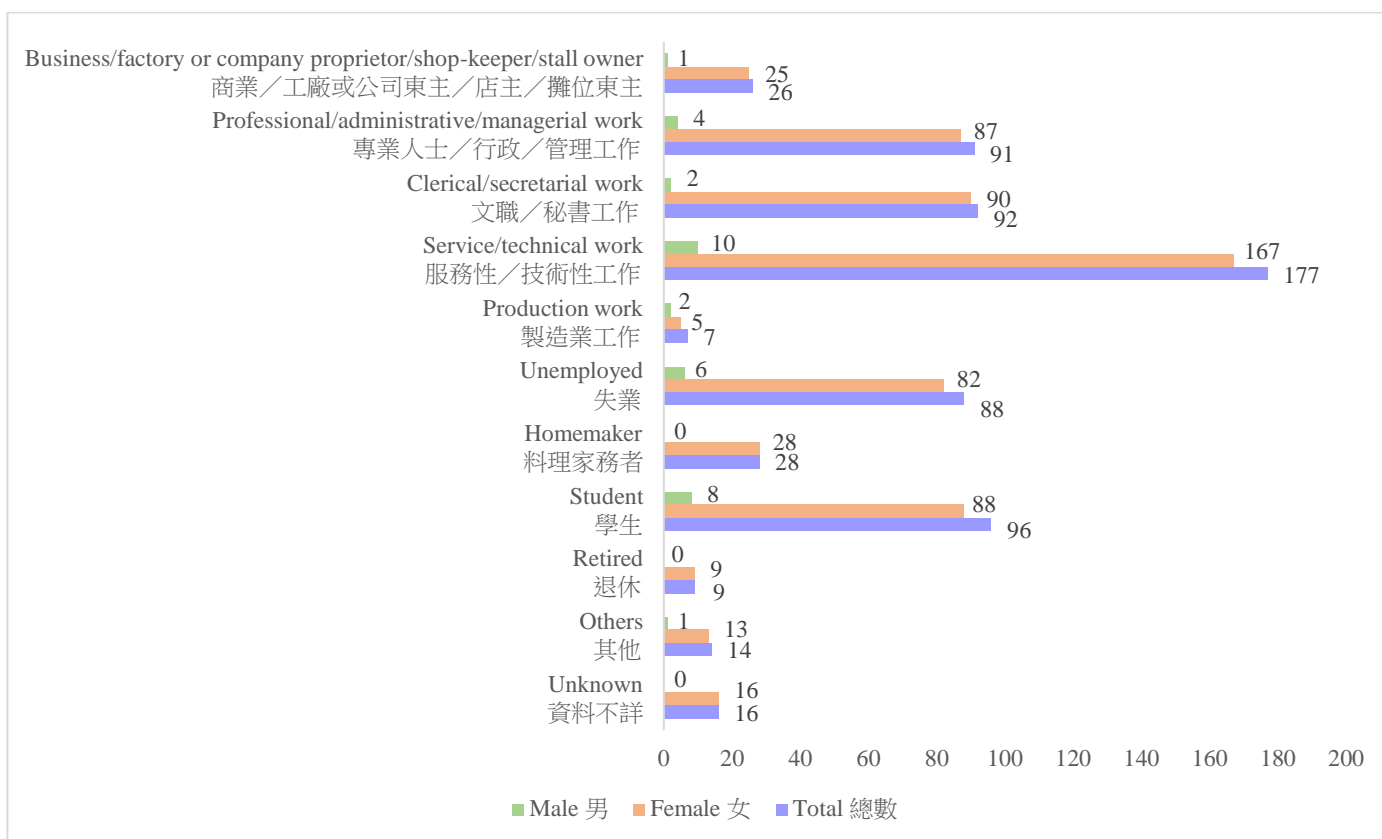


In 2025, regardless of the victims' gender, most victims were Chinese (594 cases, representing 92.2% of the total). There were 36 cases (representing 5.6% of the total) involving victims of the six ethnic minorities, including Indonesian, Filipino, Indian, Pakistani, Nepalese and Thai. Among them, 35 victims were female with the majority being Filipino and Indonesian.

在 2025 年，不論受害人性別，大部分受害人是華人（594 宗，佔總數 92.2%）。36 宗個案（佔總數 5.6%）的受害人屬六種少數族裔（包括印尼、菲律賓、印度、巴基斯坦、尼泊爾及泰國），其中 35 名受害人是女性，當中以菲律賓人及印尼人較多。

2.2.3 Distribution of SV Cases by Occupation and Gender of Victim 性暴力個案受害人的職業及性別

Occupation 職業	2025		
	Male 男	Female 女	Total 總數
Business/factory or company proprietor/shop-keeper/stall owner 商業／工廠或公司東主／店主／攤位東主	1 (0.2%)	25 (3.9%)	26 (4.0%)
Professional/administrative/managerial work 專業人士／行政／管理工作	4 (0.6%)	87 (13.5%)	91 (14.1%)
Clerical/secretarial work 文職／秘書工作	2 (0.3%)	90 (14.0%)	92 (14.3%)
Service/technical work 服務性／技術性工作	10 (1.6%)	167 (25.9%)	177 (27.5%)
Production work 製造業工作	2 (0.3%)	5 (0.8%)	7 (1.1%)
Unemployed 失業	6 (0.9%)	82 (12.7%)	88 (13.7%)
Homemaker 料理家務者	0 (0.0%)	28 (4.3%)	28 (4.3%)
Student 學生	8 (1.2%)	88 (13.7%)	96 (14.9%)
Retired 退休	0 (0.0%)	9 (1.4%)	9 (1.4%)
Others 其他	1 (0.2%)	13 (2.0%)	14 (2.2%)
Unknown 資料不詳	0 (0.0%)	16 (2.5%)	16 (2.5%)
Total 總數	34 (5.3%)	610 (94.7%)	644 (100%)

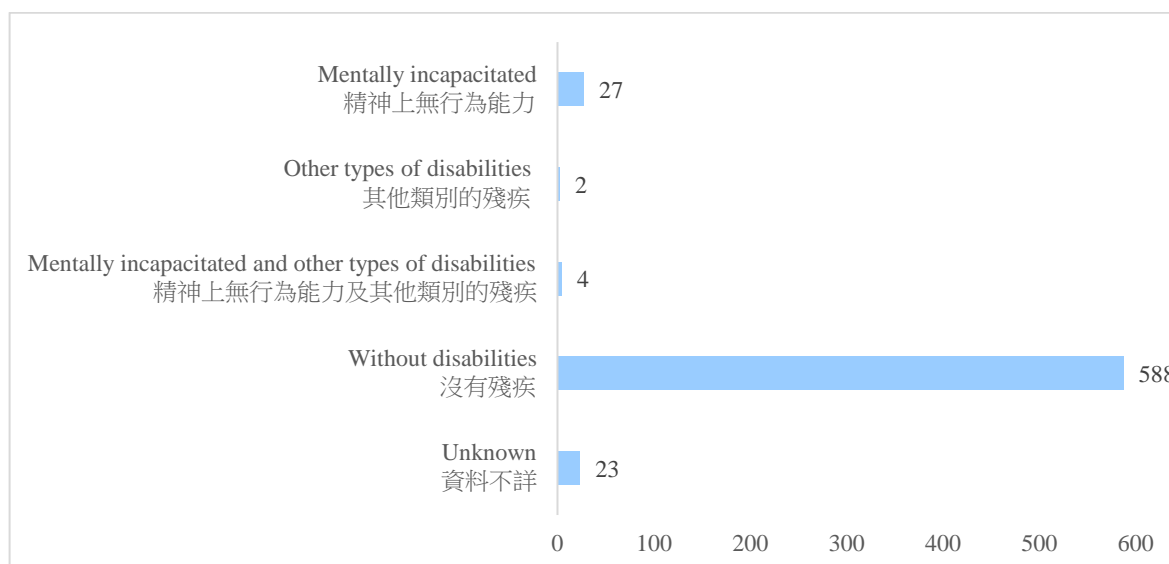


In 2025, most female victims were employed in service/technical work (27.4% of female victims), followed by clerical/secretarial work and student (representing 14.8% and 14.4% of female victims). Most male victims were employed in service/technical work (29.4% of male victims), followed by student (representing 23.5% of male victims).

在 2025 年，女性受害人中以從事服務性／技術性工作為主(佔女性受害人 27.4%)，其次為從事文職／秘書工作及學生(佔女性受害人 14.8 及 14.4%)；男性受害人中以從事服務性／技術性工作最多(佔男性受害人 29.4%)，其次為學生(佔男性受害人 23.5%)。

2.2.4 Distribution of SV Cases by Disability of Victim 性暴力個案受害人的殘疾類別

Type of Disability 殘疾類別	2025
Mentally incapacitated 精神上無行為能力	27 (4.2%)
Other types of disabilities 其他類別的殘疾	2 (0.3%)
Mentally incapacitated and other types of disabilities 精神上無行為能力及其他類別的殘疾	4 (0.6%)
Without disabilities 沒有殘疾	588 (91.3%)
Unknown 資料不詳	23 (3.6%)
Total 總數	644 (100%)



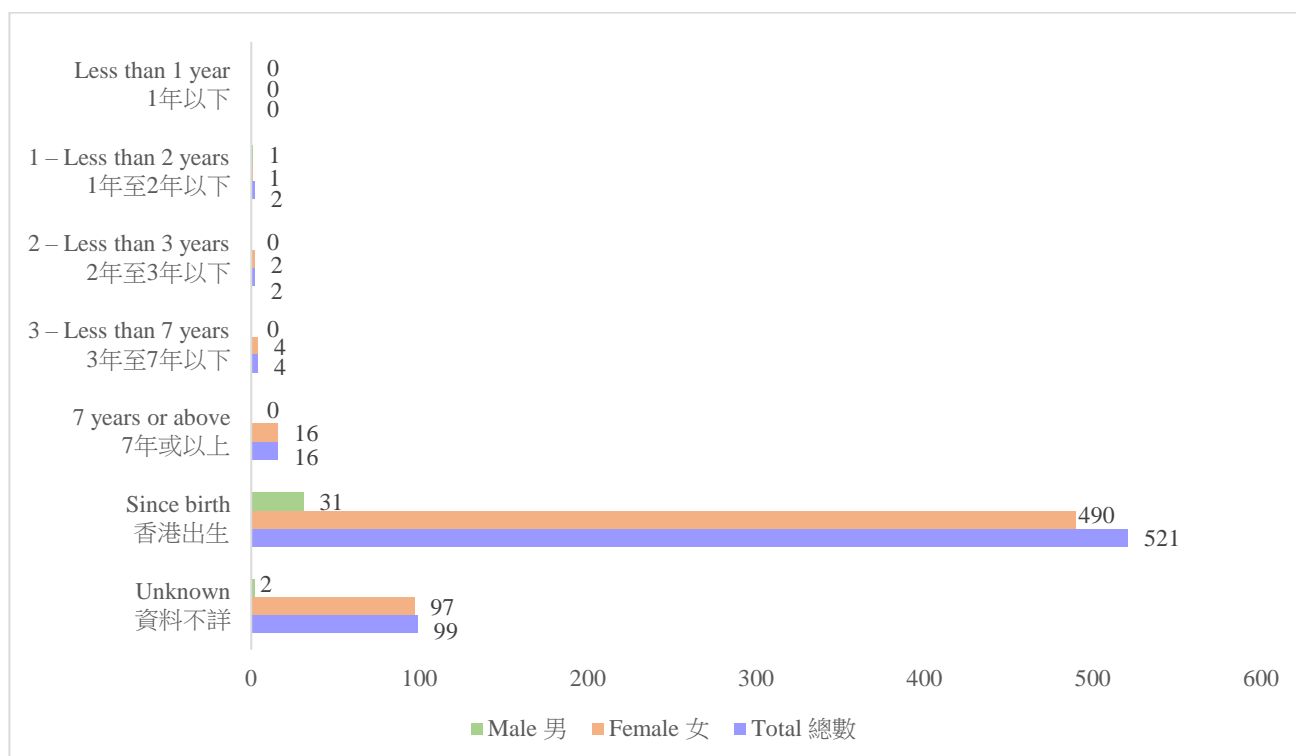
In 2025, most victims had no disabilities (91.3%). 27 victims (4.2%) were reported to be mentally incapacitated persons. 2 victims (0.3%) were reported to have other types of disabilities. 4 victims (0.6%) were reported to be mentally incapacitated and had other types of disabilities.

在 2025 年，大部分受害人沒有殘疾(91.3%)。27 名受害人(4.2%)呈報屬精神上無行為能力人士。2 名受害人(0.3%)呈報有其他類別的殘疾。4 名受害人(0.6%)呈報為精神上無行為能力並有其他類別的殘疾。

2.2.5 Distribution of SV Cases by Year of Residence in Hong Kong and Gender of Victim

性暴力個案受害人的居港年期及性別

Year of Residence in HK 居港年期	2025		
	Male 男	Female 女	Total 總數
Less than 1 year 1 年以下	0 (0.0%)	0 (0.0%)	0 (0.0%)
1 – Less than 2 years 1 年至 2 年以下	1 (0.2%)	1 (0.2%)	2 (0.3%)
2 – Less than 3 years 2 年至 3 年以下	0 (0.0%)	2 (0.3%)	2 (0.3%)
3 – Less than 7 years 3 年至 7 年以下	0 (0.0%)	4 (0.6%)	4 (0.6%)
7 years or above 7 年或以上	0 (0.0%)	16 (2.5%)	16 (2.5%)
Since birth 香港出生	31 (4.8%)	490 (76.1%)	521 (80.9%)
Unknown 資料不詳	2 (0.3%)	97 (15.1%)	99 (15.4%)
Total 總數	34 (5.3%)	610 (94.7%)	644 (100%)



In 2025, 521 victims (80.9%) were born in Hong Kong. There were 8 victims (1.2%) residing in Hong Kong for less than 7 years, among them, the majority had resided in Hong Kong for 3 to less than 7 years (4 victims, representing 0.6% of the total).

在 2025 年，521 名(80.9%)受害人在香港出生。居港未滿 7 年的受害人共有 8 人(1.2%)，當中以居港滿 3 年至 7 年以下的佔最多 (4 人，佔總數 0.6%)。

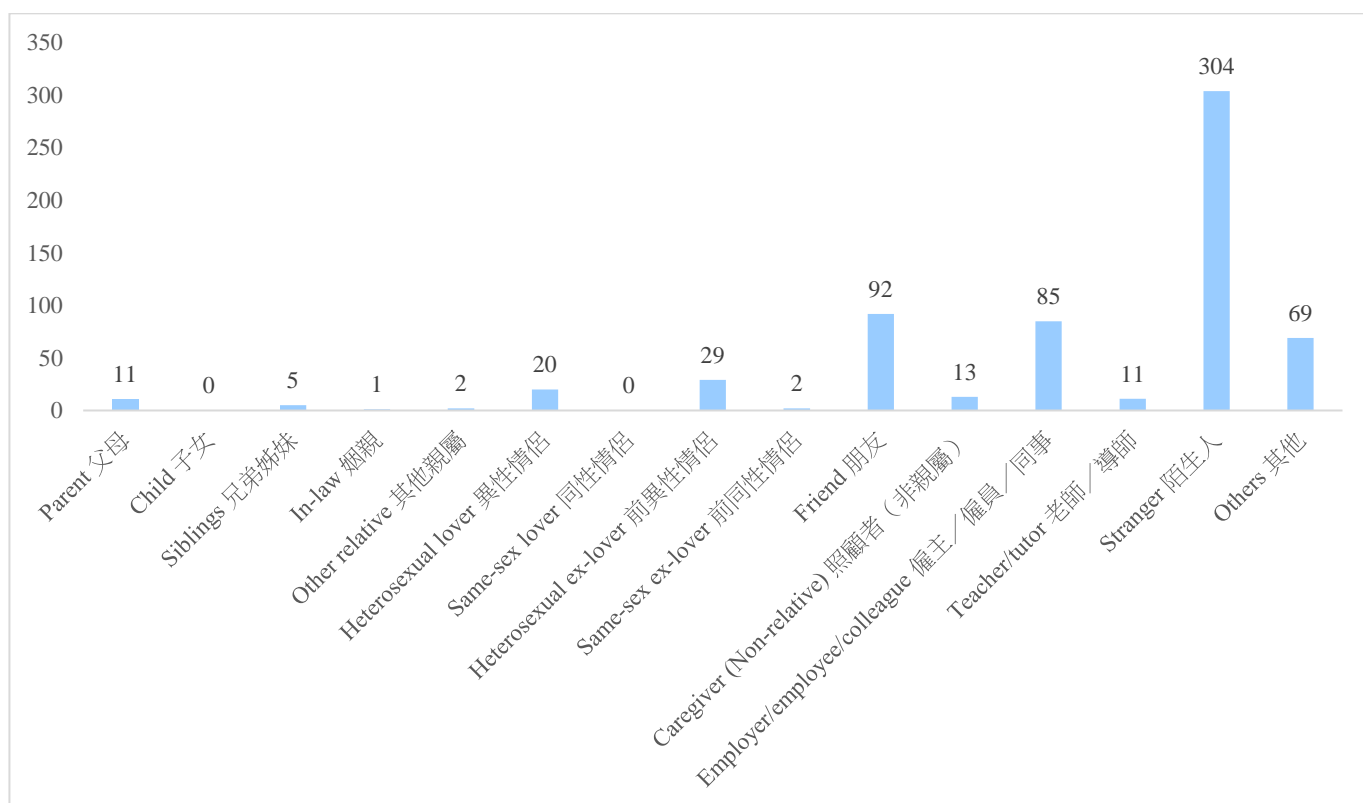
2.3 Characteristics of Perpetrator of Sexual Violence (SV) Cases

性暴力個案性侵犯者的特點

2.3.1 Distribution of SV Cases by Perpetrator's Relationship with the Victim

性暴力個案性侵犯者與受害人的關係

Relationship 關係	2025
Parent 父母	11 (1.7%)
Child 子女	0 (0.0%)
Siblings 兄弟姊妹	5 (0.8%)
In-law 姻親	1 (0.2%)
Other relative 其他親屬	2 (0.3%)
Heterosexual lover 異性情侶	20 (3.1%)
Same-sex lover 同性情侶	0 (0.0%)
Heterosexual ex-lover 前異性情侶	29 (4.5%)
Same-sex ex-lover 前同性情侶	2 (0.3%)
Friend 朋友	92 (14.3%)
Caregiver (Non-relative) 照顧者 (非親屬)	13 (2.0%)
Employer/employee/colleague 僱主／僱員／同事	85 (13.2%)
Teacher/tutor 老師／導師	11 (1.7%)
Stranger 陌生人	304 (47.2%)
Others 其他	69 (10.7%)
Total 總數	644 (100%)

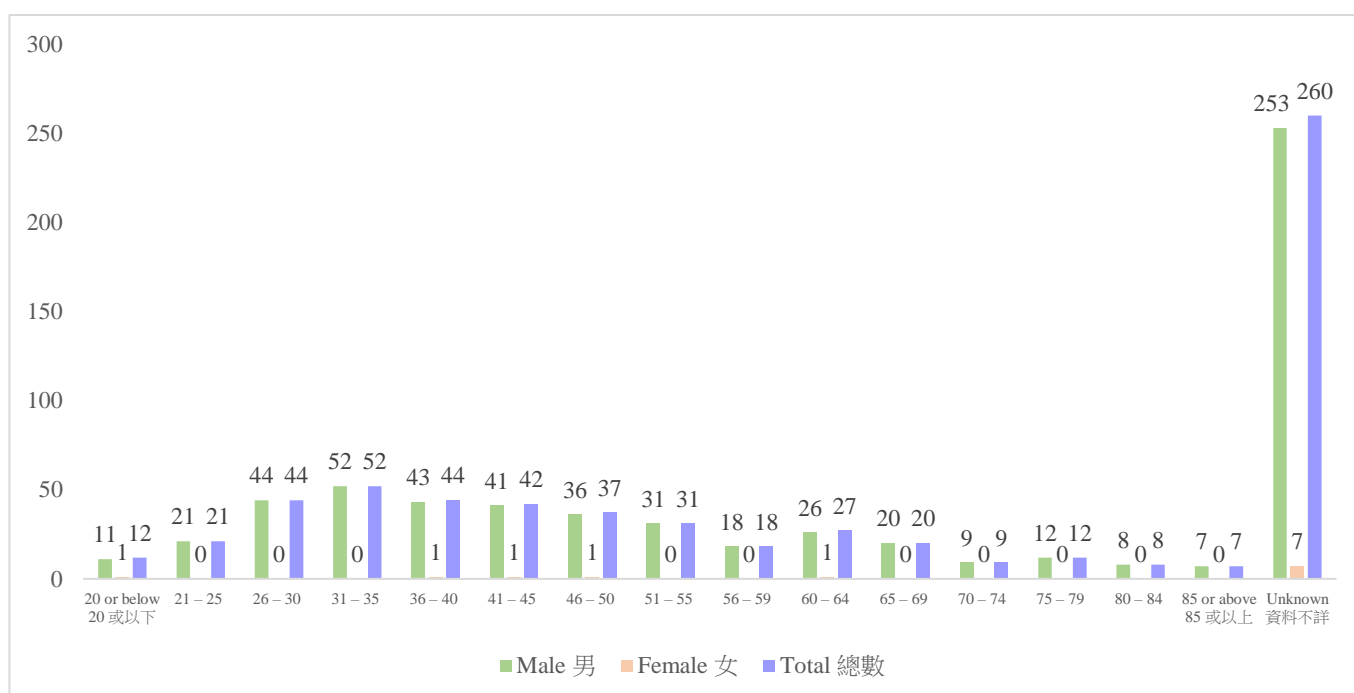


In 2025, most perpetrators were strangers to the victims (47.2%), followed by friends (14.3%) and employers/employees/colleagues of the victims (13.2%).

在 2025 年，大部分的受害人並不認識性侵犯者 (47.2%)，其次為朋友 (14.3%)，以及受害人的僱主／僱員／同事 (13.2%)。

2.3.2 Distribution of SV Cases by Gender and Age of Perpetrator 性暴力個案性侵犯者的性別及年齡

Age 年齡	2025		
	Male 男	Female 女	Total 總數
20 or below 20 或以下	11 (1.7%)	1 (0.2%)	12 (1.9%)
21 – 25	21 (3.3%)	0 (0.0%)	21 (3.3%)
26 – 30	44 (6.8%)	0 (0.0%)	44 (6.8%)
31 – 35	52 (8.1%)	0 (0.0%)	52 (8.1%)
36 – 40	43 (6.7%)	1 (0.2%)	44 (6.8%)
41 – 45	41 (6.4%)	1 (0.2%)	42 (6.5%)
46 – 50	36 (5.6%)	1 (0.2%)	37 (5.7%)
51 – 55	31 (4.8%)	0 (0.0%)	31 (4.8%)
56 – 59	18 (2.8%)	0 (0.0%)	18 (2.8%)
60 – 64	26 (4.0%)	1 (0.2%)	27 (4.2%)
65 – 69	20 (3.1%)	0 (0.0%)	20 (3.1%)
70 – 74	9 (1.4%)	0 (0.0%)	9 (1.4%)
75 – 79	12 (1.9%)	0 (0.0%)	12 (1.9%)
80 – 84	8 (1.2%)	0 (0.0%)	8 (1.2%)
85 or above 85 或以上	7 (1.1%)	0 (0.0%)	7 (1.1%)
Unknown 資料不詳	253 (39.3%)	7 (1.1%)	260 (40.4%)
Total 總數	632 (98.1%)	12 (1.9%)	644 (100%)



In 2025, perpetrators were mainly male (98.1%) and the most common age groups was between 26 to 45 years old, representing 28.3% of the total.

在 2025 年，性侵犯者的性別以男性為主(98.1%)。年齡以介乎 26 歲至 40 歲之間的組別較多，佔總數 21.7%。

2.3.3 Distribution of SV Cases by Ethnicity and Gender of Perpetrator 性暴力個案性侵犯者的種族及性別

Ethnicity 種族	2025		
	Male 男	Female 女	Total 總數
Chinese 華人	497 (77.2%)	10 (1.6%)	507 (78.7%)
Indonesian 印尼人	1 (0.2%)	0 (0.0%)	1 (0.2%)
Filipino 菲律賓人	2 (0.3%)	0 (0.0%)	2 (0.3%)
Indian 印度人	7 (1.1%)	0 (0.0%)	7 (1.1%)
Pakistani 巴基斯坦人	9 (1.4%)	0 (0.0%)	9 (1.4%)
Nepalese 尼泊爾人	3 (0.5%)	0 (0.0%)	3 (0.5%)
Thai 泰國人	2 (0.3%)	0 (0.0%)	2 (0.3%)
Vietnamese 越南人	0 (0.0%)	0 (0.0%)	0 (0.0%)
Bengali 孟加拉人	0 (0.0%)	0 (0.0%)	0 (0.0%)
Japanese 日本人	1 (0.2%)	0 (0.0%)	1 (0.2%)
Korean 韓國人	3 (0.5%)	0 (0.0%)	3 (0.5%)
Singaporean 新加坡人	0 (0.0%)	0 (0.0%)	0 (0.0%)
Sri Lankan 斯里蘭卡人	0 (0.0%)	0 (0.0%)	0 (0.0%)
Australian 澳洲人	1 (0.2%)	0 (0.0%)	1 (0.2%)
British 英國人	6 (0.9%)	0 (0.0%)	6 (0.9%)
American 美國人	0 (0.0%)	0 (0.0%)	0 (0.0%)
Canadian 加拿大人	0 (0.0%)	0 (0.0%)	0 (0.0%)
French 法國人	0 (0.0%)	0 (0.0%)	0 (0.0%)
German 德國人	0 (0.0%)	0 (0.0%)	0 (0.0%)
New Zealander 紐西蘭人	0 (0.0%)	0 (0.0%)	0 (0.0%)
African 非洲人	2 (0.3%)	0 (0.0%)	2 (0.3%)
Others 其他	3 (0.5%)	0 (0.0%)	3 (0.5%)
Unknown 資料不詳	95 (14.8%)	2 (0.3%)	97 (15.1%)
Total 總數	632 (98.1%)	12 (1.9%)	644 (100%)

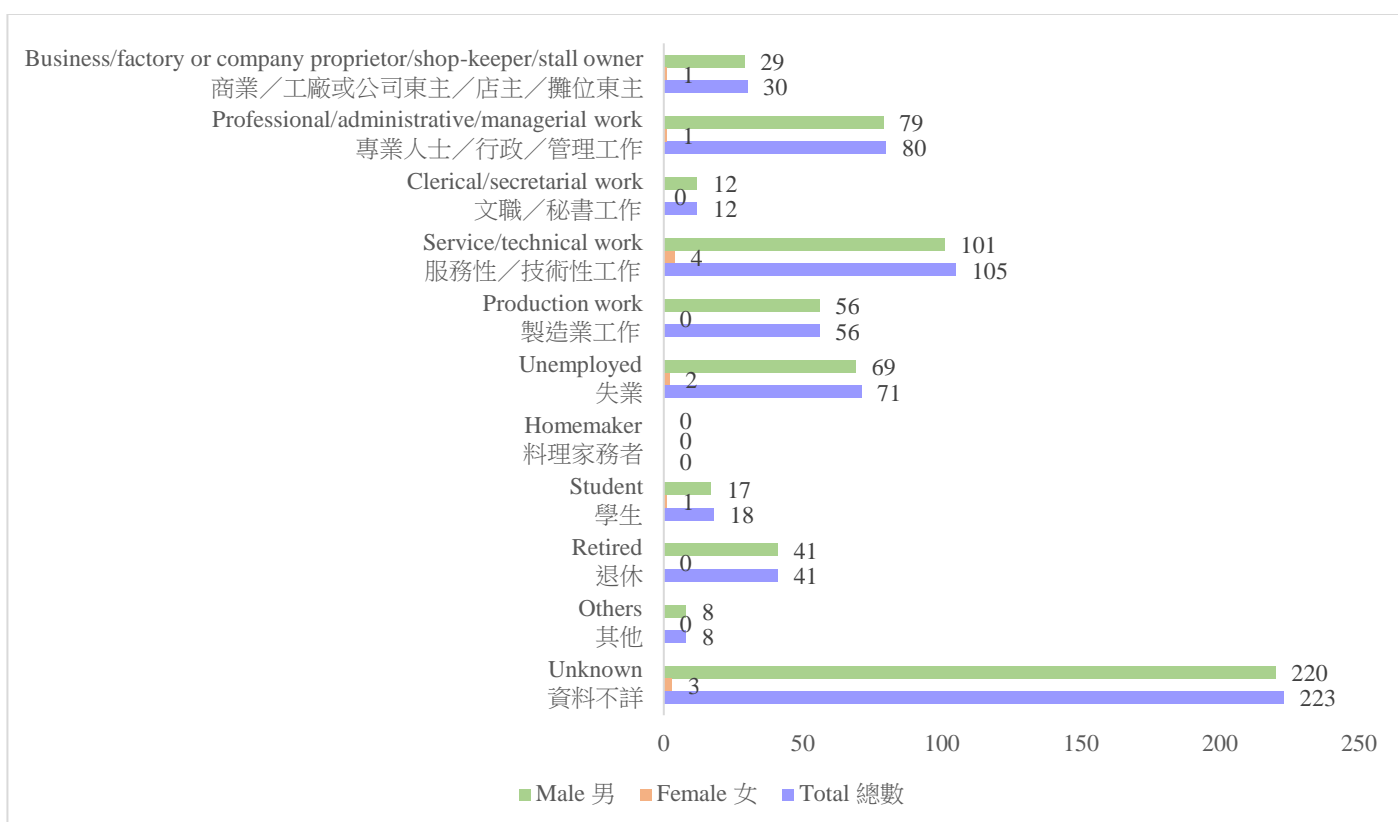


In 2025, most perpetrators were Chinese (507 cases, representing 78.7% of the total). There were 24 cases (3.7%) involving perpetrators of the six ethnic minorities, including Indonesian, Filipino, Indian, Pakistani, Nepalese and Thai. Among them, all perpetrators were male with the majority being Pakistani and Indian.

在 2025 年，大部分性侵犯者是華人(507 宗，佔總數 78.7%)。24 宗個案(3.7%)的性侵犯者屬六種少數族裔(包括印尼、菲律賓、印度、巴基斯坦、尼泊爾及泰國)，全部是男性，當中以巴基斯坦人及印度人較多。

2.3.4 Distribution of SV Cases by Occupation and Gender of Perpetrator 性暴力個案性侵犯者的職業及性別

Occupation 職業	2025		
	Male 男	Female 女	Total 總數
Business/factory or company proprietor/shop-keeper/stall owner 商業／工廠或公司東主／店主／攤位東主	29 (4.5%)	1 (0.2%)	30 (4.7%)
Professional/administrative/managerial work 專業人士／行政／管理工作	79 (12.3%)	1 (0.2%)	80 (12.4%)
Clerical/secretarial work 文職／秘書工作	12 (1.9%)	0 (0.0%)	12 (1.9%)
Service/technical work 服務性／技術性工作	101 (15.7%)	4 (0.6%)	105 (16.3%)
Production work 製造業工作	56 (8.7%)	0 (0.0%)	56 (8.7%)
Unemployed 失業	69 (10.7%)	2 (0.3%)	71 (11.0%)
Homemaker 料理家務者	0 (0.0%)	0 (0.0%)	0 (0.0%)
Student 學生	17 (2.6%)	1 (0.2%)	18 (2.8%)
Retired 退休	41 (6.4%)	0 (0.0%)	41 (6.4%)
Others 其他	8 (1.2%)	0 (0.0%)	8 (1.2%)
Unknown 資料不詳	220 (34.2%)	3 (0.5%)	223 (34.6%)
Total 總數	632 (98.1%)	12 (1.9%)	644 (100%)

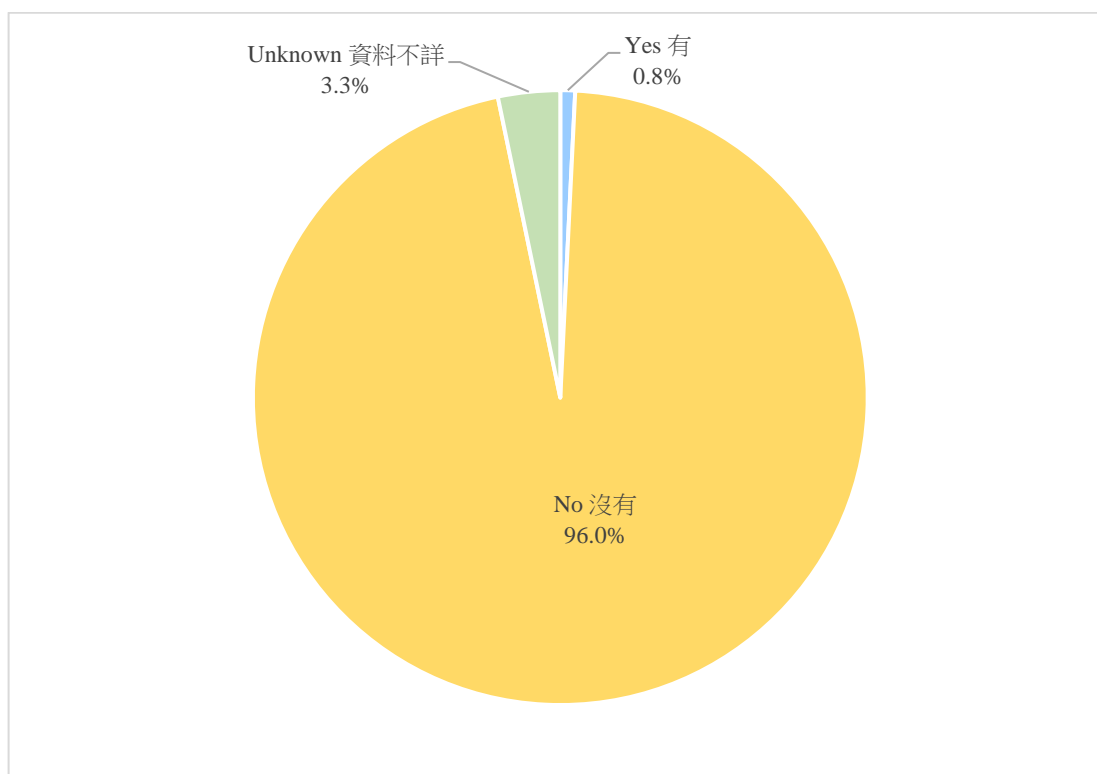


In 2025, most male perpetrators were employed in service/technical work, representing 16.0% of male perpetrators. Most female perpetrators were employed in service/technical work, representing 33.3% of female perpetrators.

在 2025 年，男性性侵犯者中以從事服務性／技術性工作為主，佔男性性侵犯者的 16.0%。而女性性侵犯者中亦以從事服務性／技術性工作為主，佔女性性侵犯者的 33.3%。

2.3.5 Distribution of SV Cases by Weapon used by Perpetrator 性暴力個案性侵犯者有否使用武器

Weapon used 有否使用武器	2025
Yes 有	5 (0.8%)
No 沒有	618 (96.0%)
Unknown 資料不詳	21 (3.3%)
Total 總數	644 (100%)



In 2025, over 95% of the perpetrators did not use weapons. There were 5 cases having used weapons, representing 0.8% of the total.

在 2025 年，超過九成五的性侵犯者沒有使用武器，使用武器的有 5 宗，佔總數 0.8%。

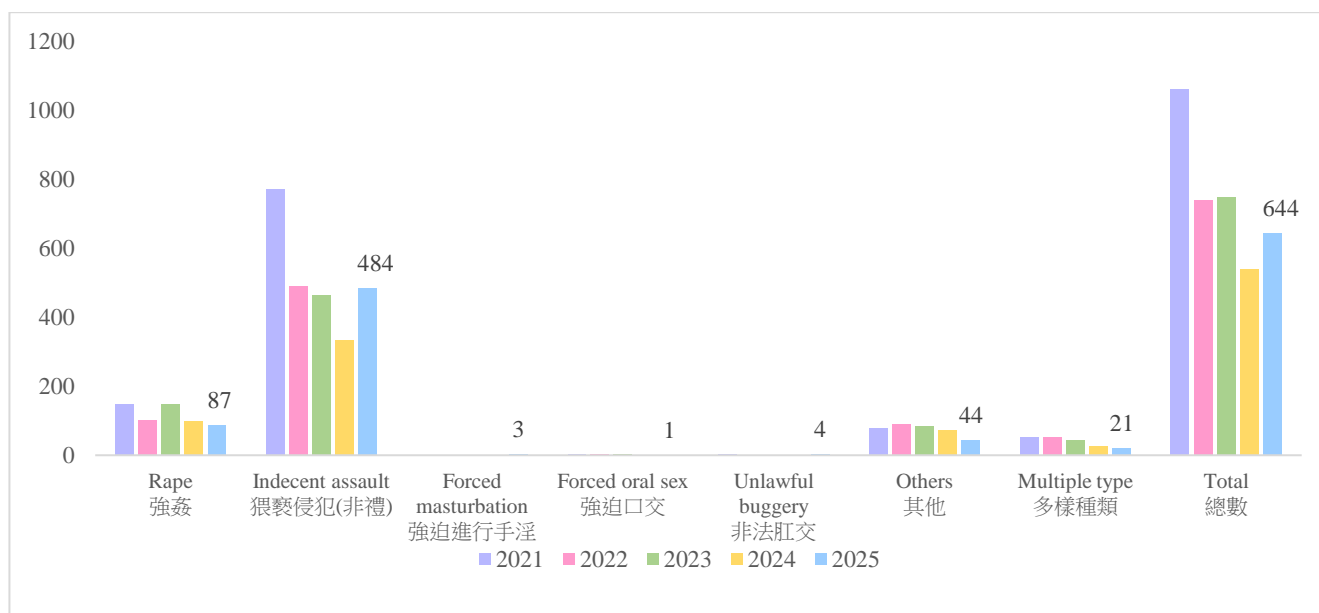
2.4 Comparison of Sexual Violence (SV) Cases from 2021 to 2025

比較 2021 年至 2025 年的性暴力個案

2.4.1 By Type of Incident of SV Cases

以性暴力個案的事件種類

Type of Incident 事件種類	2021	2022	2023	2024	2025
Rape 強姦	149 (14.0%)	102 (13.8%)	148 (19.8%)	100 (18.6%)	87 (13.5%)
Indecent assault 猥褻侵犯(非禮)	772 (72.7%)	489 (66.1%)	465 (62.2%)	335 (62.2%)	484 (75.2%)
Forced masturbation 強迫進行手淫	2 (0.2%)	1 (0.1%)	0 (0.0%)	0 (0.0%)	3 (0.5%)
Forced oral sex 強迫口交	3 (0.3%)	3 (0.4%)	4 (0.5%)	1 (0.2%)	1 (0.2%)
Unlawful buggery 非法肛交	4 (0.4%)	2 (0.3%)	2 (0.3%)	2 (0.4%)	4 (0.6%)
Others 其他	79 (7.4%)	90 (12.2%)	85 (11.4%)	74 (13.7%)	44 (6.8%)
Multiple type 多樣種類	53 (5.0%)	53 (7.2%)	43 (5.8%)	27 (5.0%)	21 (3.3%)
Total 總數	1 062 (100%)	740 (100%)	747 (100%)	539 (100%)	644 (100%)

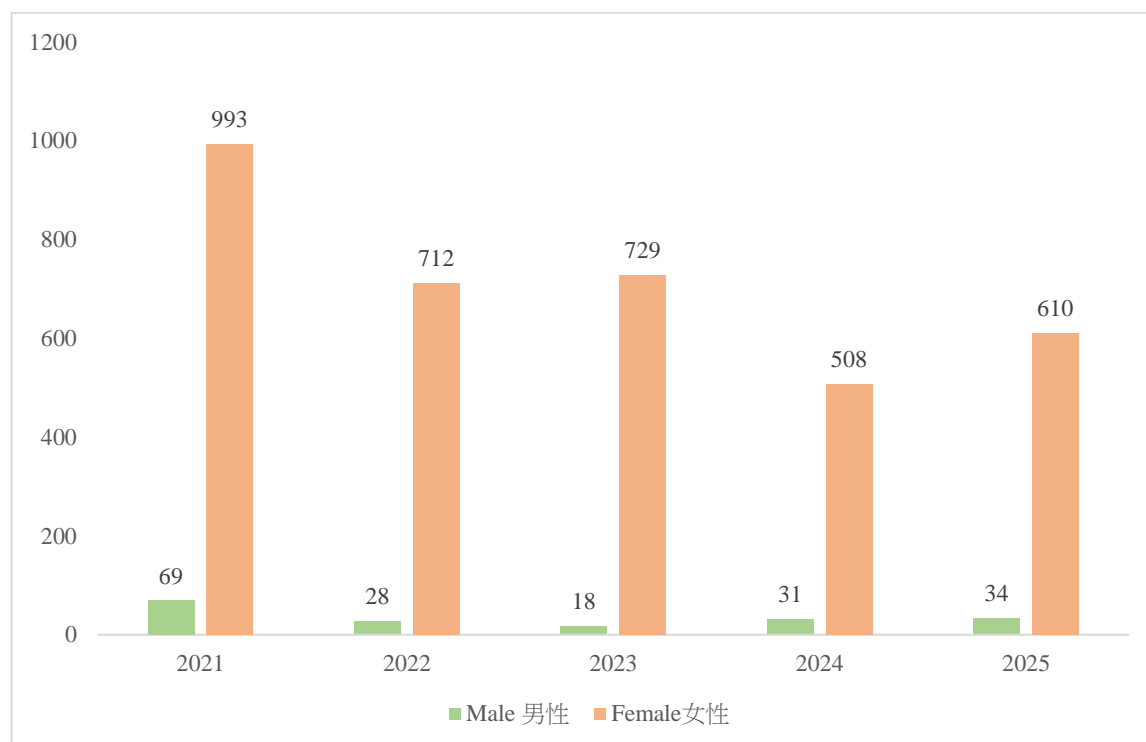


The number of newly reported SV cases decreased in the past five years, although it fluctuated annually. The number of cases fell from 1 062 in 2021 to the lowest point (539 cases) in 2024, and rose to 644 cases in 2025. Overall, SV cases decreased by 39.4% from 2021 to 2025. Indecent assault remained the most common type of sexual violence incident.

雖然新呈報性暴力個案的數目按年有所波動，但在過去五年，整體數目顯示下降趨勢。個案數目從 2021 年的 1 062 宗下降至 2024 年的最低點(539 宗)；於 2025 年回升至 644 宗。整體而言，由 2021 年至 2025 年，性暴力個案的數目錄得 39.4% 的跌幅。猥褻侵犯(非禮) 仍是性暴力事件中最常見的類型。

2.4.2 By Gender of Victim of SV Cases 以性暴力個案受害人的性別

Gender 性別	2021	2022	2023	2024	2025
Female 女性	993 (93.5%)	712 (96.2%)	729 (97.6%)	508 (94.2%)	610 (94.7%)
Male 男性	69 (6.5%)	28 (3.8%)	18 (2.4%)	31 (5.8%)	34 (5.3%)
Total 總數	1 062 (100%)	740 (100%)	747 (100%)	539 (100%)	644 (100%)

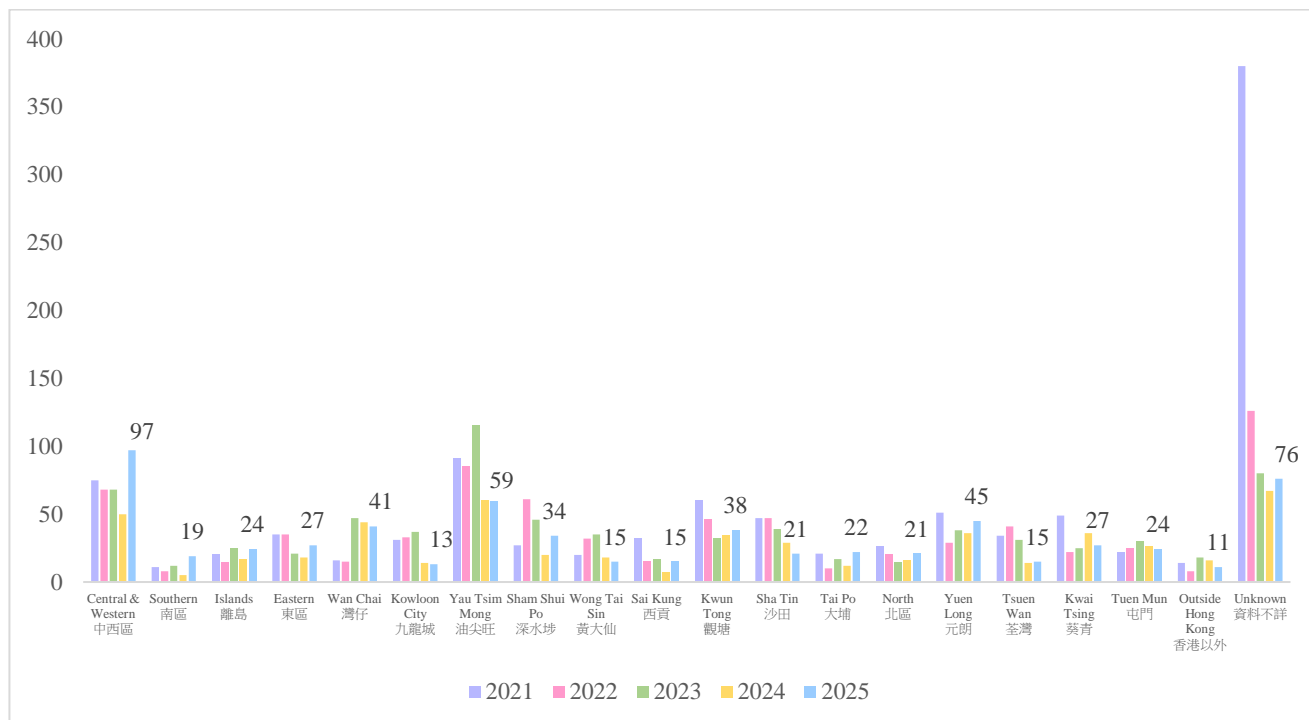


In the past five years, more than 93% of the victims of SV cases were female in each year.

在過去五年，每年超過 93% 的性暴力個案受害人為女性。

2.4.3 By District where Incident Occurred of SV Cases 以性暴力事件發生的地區

District 地區	2021	2022	2023	2024	2025
Central & Western 中西區	75 (7.1%)	68 (9.2%)	68 (9.1%)	50 (9.3%)	97 (15.1%)
Southern 南區	11 (1.0%)	8 (1.1%)	12 (1.6%)	5 (0.9%)	19 (3.0%)
Islands 離島	20 (1.9%)	14 (1.9%)	25 (3.3%)	17 (3.2%)	24 (3.7%)
Eastern 東區	35 (3.3%)	35 (4.7%)	21 (2.8%)	18 (3.3%)	27 (4.2%)
Wan Chai 灣仔	16 (1.5%)	15 (2.0%)	47 (6.3%)	44 (8.2%)	41 (6.4%)
Kowloon City 九龍城	31 (2.9%)	33 (4.5%)	37 (5.0%)	14 (2.6%)	13 (2.0%)
Yau Tsim Mong 油尖旺	91 (8.6%)	85 (11.5%)	115 (15.4%)	60 (11.1%)	59 (9.2%)
Sham Shui Po 深水埗	27 (2.5%)	61 (8.2%)	46 (6.2%)	20 (3.7%)	34 (5.3%)
Wong Tai Sin 黃大仙	20 (1.9%)	32 (4.3%)	35 (4.7%)	18 (3.3%)	15 (2.3%)
Sai Kung 西貢	32 (3.0%)	15 (2.0%)	17 (2.3%)	7 (1.3%)	15 (2.3%)
Kwun Tong 觀塘	60 (5.6%)	46 (6.2%)	32 (4.3%)	34 (6.3%)	38 (5.9%)
Sha Tin 沙田	47 (4.4%)	47 (6.4%)	39 (5.2%)	29 (5.4%)	21 (3.3%)
Tai Po 大埔	21 (2.0%)	10 (1.4%)	17 (2.3%)	12 (2.2%)	22 (3.4%)
North 北區	26 (2.4%)	20 (2.7%)	14 (1.9%)	16 (3.0%)	21 (3.3%)
Yuen Long 元朗	51 (4.8%)	29 (3.9%)	38 (5.1%)	36 (6.7%)	45 (7.0%)
Tsuen Wan 荃灣	34 (3.2%)	41 (5.5%)	31 (4.1%)	14 (2.6%)	15 (2.3%)
Kwai Tsing 葵青	49 (4.6%)	22 (3.0%)	25 (3.3%)	36 (6.7%)	27 (4.2%)
Tuen Mun 屯門	22 (2.1%)	25 (3.4%)	30 (4.0%)	26 (4.8%)	24 (3.7%)
Outside Hong Kong 香港以外	14 (1.3%)	8 (1.1%)	18 (2.4%)	16 (3.0%)	11 (1.7%)
Unknown 資料不詳	380 (35.8%)	126 (17.0%)	80 (10.7%)	67 (12.4%)	76 (11.8%)
Total 總數	1 062 (100%)	740 (100%)	747 (100%)	539 (100%)	644 (100%)

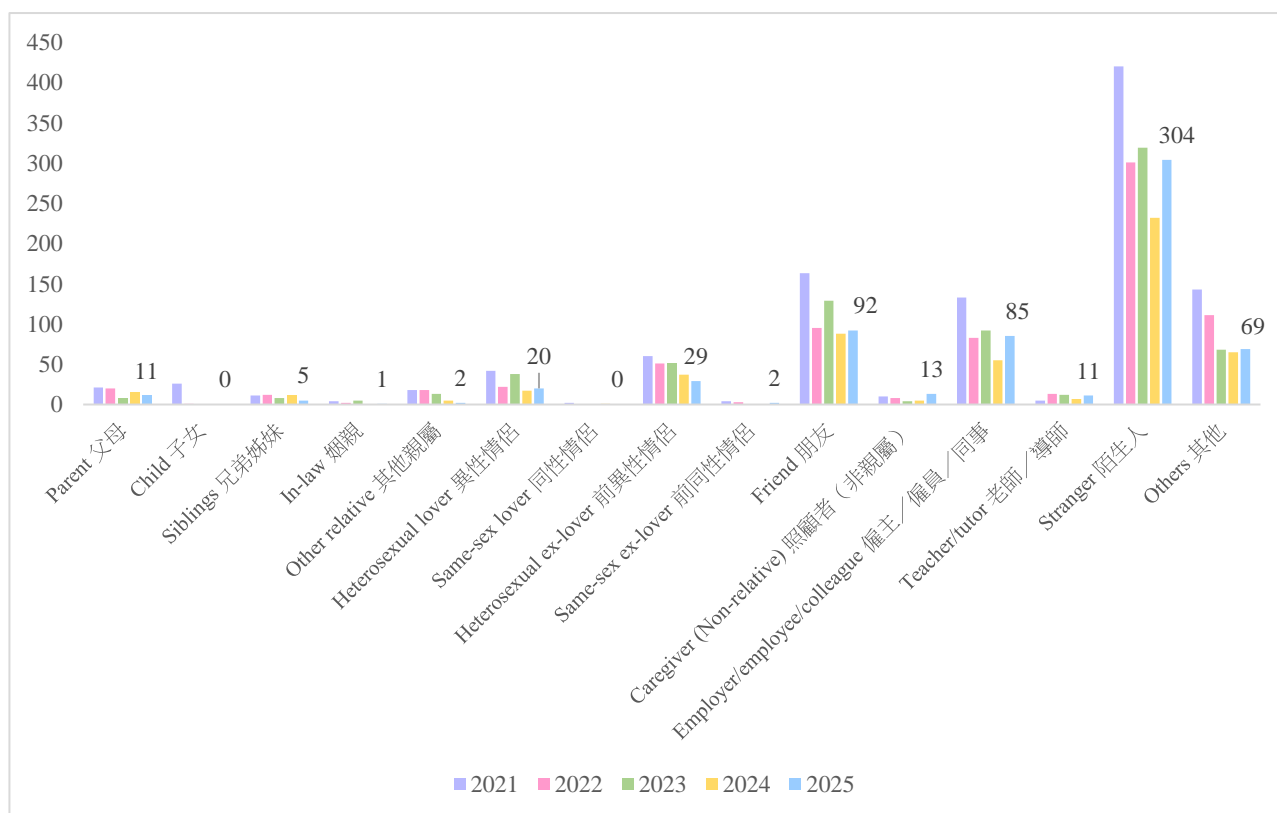


In the past five years, in terms of the total number of SV incidents occurred, the top three districts are Yuen Long, Yau Tsim Mong and Central & Western.

在過去五年，就性暴力事件發生地區的案數總和，最多的三個地區依次為油尖旺區、中西區及觀塘區。

2.4.4 By Perpetrator's Relationship with the Victim of SV Cases 以性暴力個案性侵犯者與受害人的關係

Relationship 關係	2021	2022	2023	2024	2025
Parent 父母	21 (2.0%)	20 (2.7%)	8 (1.1%)	16 (3.0%)	11 (1.7%)
Child 子女	26 (2.4%)	1 (0.1%)	0 (0.0%)	0 (0.0%)	0 (0.0%)
Siblings 兄弟姊妹	11 (1.0%)	12 (1.6%)	8 (1.1%)	11 (2.0%)	5 (0.8%)
In-law 姻親	4 (0.4%)	2 (0.3%)	5 (0.7%)	0 (0.0%)	1 (0.2%)
Other relative 其他親屬	18 (1.7%)	18 (2.4%)	13 (1.7%)	5 (0.9%)	2 (0.3%)
Heterosexual lover 異性情侶	42 (4.0%)	22 (3.0%)	38 (5.1%)	17 (3.2%)	20 (3.1%)
Same-sex lover 同性情侶	2 (0.2%)	0 (0.0%)	0 (0.0%)	1 (0.2%)	0 (0.0%)
Heterosexual ex-lover 前異性情侶	60 (5.6%)	51 (6.9%)	51 (6.8%)	37 (6.9%)	29 (4.5%)
Same-sex ex-lover 前同性情侶	4 (0.4%)	3 (0.4%)	0 (0.0%)	0 (0.0%)	2 (0.3%)
Friend 朋友	163 (15.3%)	95 (12.8%)	129 (17.3%)	88 (16.3%)	92 (14.3%)
Caregiver (Non-relative) 照顧者 (非親屬)	10 (0.9%)	8 (1.1%)	4 (0.5%)	5 (0.9%)	13 (2.0%)
Employer/employee/colleague 僱主／僱員／同事	133 (12.5%)	83 (11.2%)	92 (12.3%)	55 (10.2%)	85 (13.2%)
Teacher/tutor 老師／導師	5 (0.5%)	13 (1.8%)	12 (1.6%)	7 (1.3%)	11 (1.7%)
Stranger 陌生人	420 (39.5%)	301 (40.7%)	319 (42.7%)	232 (43.0%)	304 (47.2%)
Others 其他	143 (13.5%)	111 (15.0%)	68 (9.1%)	65 (12.1%)	69 (10.7%)
Total 總數	1 062 (100%)	740 (100%)	747 (100%)	539 (100%)	644 (100%)



In the past five years, most perpetrators were strangers to the victims, followed by friends and employers/employees/colleagues of the victims.

在過去五年，大部分的受害人並不認識性侵犯者，其次為朋友以及受害人的僱主／僱員／同事。

Glossary

The glossary of terms used in this statistical report are drawn from the “Procedural Guide for Handling Intimate Partner Violence Cases (Revised 2011)” and “Procedural Guidelines for Handling Adult Sexual Violence Cases (Revised 2021)”, which were co-developed by the Social Welfare Department with joint effort of different government departments, non-governmental organisations and relevant disciplines.

<p>Spouse/Cohabitant Battering <i>(Intimate Partner Violence)</i></p>	<p>Instead of using the professional term of “Intimate Partner Violence”, the term “Spouse/Cohabitant Battering (SCB)”, which is more commonly used in official correspondences, papers and publicity/public education materials, has been adopted in this statistical report.</p> <p>SCB refers to battering that occurs in a relationship between a couple who live or have lived together intimately. They maintain or have maintained a lasting intimate relationship which is more than just brief encounter. They can be married couples, co-habitees and separated spouses/co-habitees, etc.</p> <p>SCB is a kind of domestic violence. In using violence or the threat of violence, physical or psychological harm is inflicted with the effect of establishing control by one individual over another. There are many different forms of intimate partner violence, and a person may be subjected to more than one form of violence.</p>
<p>Victim <i>(for SCB case)</i></p>	<p>It refers to both female and male abused person.</p>
<p>Perpetrator <i>(for SCB case)</i></p>	<p>It refers to a person who exercises a pattern of coercive control in a partner relationship, punctuated by one or more acts of intimidating physical violence, sexual assault, or credible threat of physical violence. This pattern of control and intimidation may be predominantly psychological, economic, or sexual in nature, or may rely primarily on the use of physical violence.</p>
<p>Physical violence <i>(for SCB case)</i></p>	<p>Punching, slapping, biting, choking, kicking, burning, throwing acid, assaulting with a weapon and setting fire. Other forms of physical violence may include forcing alcohol and/or drug use, or any dangerous or harmful use of force or restraint, etc. There may be no obvious physical injuries, or there may be bruises, cuts, broken</p>

	bones, internal injuries, disfigurement, disablement and even death;
Sexual violence (<i>for SCB case</i>)	Coercing or attempting to coerce any sexual contact or behaviour without consent. It includes marital rape, all forms of sexual assault, or involvement in any undesirable sexual acts, etc.
Psychological abuse (<i>for SCB case</i>)	<p>Psychological abuse is defined as recurrent aversive or coercive acts, intended to produce emotional harm or threat of harm.</p> <p>The recurrent aversive or coercive acts can be:</p> <ol style="list-style-type: none"> a) repeated verbal attacks b) verbal harassment c) deprivation of basic necessities d) intimidation or verbal threats e) threatening physical harm to self or others f) forcing isolation g) acts of domination h) repeated invalidation <p>The emotional harm/threat of harm can be:</p> <ol style="list-style-type: none"> a) damages to the psychological well-being: lowering of self-esteem b) shame c) anxiety and terror/fear d) hopelessness and depression e) mental health problems
Sexual Violence (<i>for SV case only</i>)	<p>Sexual violence happens when a person is subjected to non-consensual sexual act or non-consensual exposure to such act. The subjugation can take the form of physical or non-physical force, threat of force, coercion, intimidation, duress or deceit. It can also happen when the victim is unable to give consent owing to his/her age, mental capacity, fear, and the influence of alcohol, drugs or other substances.</p> <p>It includes rape, attempted rape, indecent assault, incest, being forced to engage in masturbation or oral sex, buggery, and indecent exposure. It may occur in the public or private place. The perpetrator can be a member of the family, relative, acquaintance or stranger. A victim of sexual violence can be any person regardless of his/her age, sex, race, occupation, marital status or sexual orientation.</p>

詞彙表

本統計報告使用的詞彙源於《處理親密伴侶暴力個案程序指引（二零一一年修訂版）》及《處理性暴力個案程序指引（二零二一年修訂本）》。該指引由社會福利署與不同的政府機構、非政府機構及有關專業人士共同制訂而成。

<p>虐待配偶／同居情侶 (親密伴侶暴力)</p>	<p>本統計報告以「虐待配偶／同居情侶」代替「親密伴侶暴力」這個專業用詞。「虐待配偶／同居情侶」一詞已被廣泛應用於正式書信、文件及宣傳／公眾教育資料中。</p> <p>「虐待配偶／同居情侶」指在親密關係下共同生活、或曾在親密關係下共同生活的情侶之間發生的虐待行為，而這些情侶維持或曾維持長久的親密關係，而非短暫交往。當事人可以是已婚夫婦、同居者及已分居配偶／同居者等。</p> <p>「虐待配偶／同居情侶」是家庭暴力的一種，是指其中一方使用或恐嚇使用暴力時，會令另一方身體或精神上受到傷害，同時亦導致對另一方的控制。親密伴侶暴力包括不同形式，任何人士可能受多於一種形式的暴力所影響。</p>
<p>受害人 (適用於虐待配偶／同居情侶個案)</p>	<p>指女性和男性受虐待人士。</p>
<p>施虐者 (適用於虐待配偶／同居情侶個案)</p>	<p>指在伴侶關係中以強制操控的行為模式，並透過一項或多項的恐嚇性的身體暴力、性侵犯或恐嚇對方並使其相信確會遭受身體暴力等行為的人士。施虐者可能在精神上、經濟上或性方面控制及恐嚇受害人，或主要透過使用身體暴力表現出這種行為模式。</p>
<p>身體暴力 (適用於虐待配偶／同居情侶個案)</p>	<p>拳打、掌摑、咬、掐喉、踢、燒、潑以酸性液體、以武器襲擊及放火。其他形式的身体暴力包括：強迫酗酒及／或服藥，或在危險或有害的情況下使用武力或約束物等。有關行為未必會造成明顯傷痕，但</p>

	有時則會造成瘀傷、刀傷、骨折、內傷、毀容、傷殘，甚至是死亡。
性暴力 (適用於虐待配偶／同居情侶個案)	強迫或意圖強迫對方在未經同意下有任何性接觸或性行為，包括婚內強姦、任何形式的性侵犯或非自願的性行為等。
精神虐待 (適用於虐待配偶／同居情侶個案)	<p>精神虐待的定義為持續令對方反感或威迫的行為，意圖造成情感傷害或恐嚇造成傷害。</p> <p>持續令對方反感或威迫的行為包括：</p> <ul style="list-style-type: none"> a) 持續辱罵 b) 口頭騷擾 c) 剝奪基本需要 d) 恐嚇或口頭威脅 e) 威脅傷害對方或他人的身體 f) 強迫隔離 g) 支配他人的行為 h) 重複地否定對方 <p>情感傷害／恐嚇造成的傷害包括：</p> <ul style="list-style-type: none"> a) 精神健康受損、感到自卑 b) 感到羞恥 c) 焦慮及恐懼／驚慌 d) 絕望及抑鬱 e) 精神健康問題
性暴力 (只適用於性暴力個案)	<p>在未經當事人同意而與當事人進行性行為或使當事人接觸到這類行為，即屬性暴力。當事人可以是由於受到暴力或非暴力、武力威嚇、威迫、恐嚇、威脅或欺騙而成為性暴力受害人。同時，受害人可能因年齡、精神上行為能力、恐懼，或者受酒精、藥物或其他物品影響而無法表達本身的意願。</p> <p>性暴力行為包括強姦、意圖強姦、猥褻侵犯、亂倫、被迫進行手淫或口交、肛交及猥褻暴露身體，事發地點可以是在私人地方或公眾地方。性侵犯者可以是家人、親屬、朋友或陌生人。性暴力受害人可以是任何人士，不論年齡、性別、種族、職業、婚姻狀況或性傾向。</p>