

Child Protection Registry

保護兒童資料系統

Statistical Report

統計報告

2024



社會福利署

Social Welfare Department

Index

Foreword.....	1
Part 1: Newly Registered Cases in 2024	3
1.1 General Information.....	3
1.1.1 Types of Harm/Maltreatment	3
1.1.2 Distribution by District.....	4
1.1.3 Multi-disciplinary Case Conference on Protection of Child with Suspected Maltreatment	6
1.1.4 Risk Factors of Child Maltreatment at the Time of Identification/Disclosure/Investigation	7
1.2 Characteristics of Children	14
1.2.1 Distribution of Children by Sex	14
1.2.2 Distribution of Children by Age.....	16
1.2.3 Distribution of Children by Age, by Sex and by Types of Harm/maltreatment.....	17
1.2.4 Ethnicity of Children.....	19
1.2.5 Distribution of Children by Types of Children's Disabilities and by Types of Harm/Maltreatment.....	20
1.2.6 Living Arrangement of Children	23
1.3 Characteristics of Perpetrators	24
1.3.1 Distribution of Perpetrators by Sex.....	24
1.3.2 Distribution of Perpetrators by Age	26
1.3.3 Distribution of Perpetrators by Sex, by Age and by Types of Harm/Maltreatment	28
1.3.4 Marital Status of Perpetrators.....	30
1.3.5 Educational Attainment of Perpetrators	31
1.3.6 Relationship of Perpetrators and Children	32

Part 2: Comparison of Newly Registered Cases from 2022 to 2024.....	35
2.1 Types of Harm/Maltreatment.....	35
2.2 Characteristics of Children	36
2.2.1 Distribution of Children by Age.....	36
2.2.2 Distribution of Children by Types of Harm/Maltreatment and by Sex	36
2.3 Characteristics of Perpetrators	37
2.3.1 Distribution of Perpetrators by Age	37
2.3.2 Distribution of Perpetrators by Sex.....	37
2.3.3 Marital Status of Perpetrators.....	38
2.3.4 Educational Attainment of Perpetrators	39
2.3.5 Relationship of Perpetrators with Children.....	40
Appendix	41
Glossary	41

Remarks

1. 'Child/children' in the report includes child/children having been harmed/maltreated or currently at risk of harm/maltreatment.
2. 'Perpetrator(s)' in this report includes perpetrator/suspected perpetrator/alleged perpetrator [for case where parent(s) is/are perpetrator(s)/suspected perpetrator(s)/alleged perpetrator(s), parent includes step parent and adoptive parent].
3. Owing to the rounding effect, the total percentage may not add up to 100 as shown in the graphs and tables.

索引

前言	2
第一部分：2024 年新登記個案	3
1.1 基本資料	3
1.1.1 傷害／虐待類別	3
1.1.2 發生的地區	4
1.1.3 保護懷疑受虐待兒童多專業個案會議	6
1.1.4 在識別／揭露／調查個案期間虐待兒童的危機因素	7
1.2 兒童的特點	14
1.2.1 兒童的性別	14
1.2.2 兒童的年齡	16
1.2.3 兒童的年齡、性別及傷害／虐待類別	17
1.2.4 兒童種族	19
1.2.5 兒童殘疾及傷害／虐待類別	20
1.2.6 兒童的住處	23
1.3 傷害兒童的人的特點	24
1.3.1 傷害兒童的人的性別	24
1.3.2 傷害兒童的人的年齡	26
1.3.3 傷害兒童的人的性別／年齡及傷害／虐待的類別	28
1.3.4 傷害兒童的人的婚姻狀況	30
1.3.5 傷害兒童的人的學歷	31
1.3.6 傷害兒童的人與受虐兒童的關係	32

第二部分：比較 2022 至 2024 年的新登記個案	35
2.1 傷害／虐待類別.....	35
2.2 兒童的特點.....	36
2.2.1 兒童的年齡.....	36
2.2.2 按傷害／虐待類別及兒童性別劃分	36
2.3 傷害兒童的人的特點.....	37
2.3.1 傷害兒童的人的年齡.....	37
2.3.2 傷害兒童的人的性別.....	37
2.3.3 傷害兒童的人的婚姻狀況.....	38
2.3.4 傷害兒童的人的學歷.....	39
2.3.5 傷害兒童的人與受虐兒童的關係.....	40
附錄	46
詞彙表	46

備註

1. 此報告內的兒童包括曾經受到傷害／虐待或現正面對遭受傷害／虐待危機的兒童。
2. 此報告內傷害兒童的人包括傷害／懷疑傷害／潛在傷害兒童的人〔涉及父母是傷害／懷疑傷害／潛在傷害兒童的人的個案，父母包括繼父母和領養父母。〕
3. 由於四捨五入的關係，圖表及列表中百分比的總和未必等於 100。

Foreword

The Child Protection Registry (CPR) has been computerised and administered by the Family and Child Welfare Branch of the Social Welfare Department (SWD) since June 1994. Functions of the CPR include case registration, case checking and provision of statistical information on registered cases involving children having been harmed/maltreated or currently at risk of harm/maltreatment. Service units of both SWD and Non-Governmental Organisations (NGOs) may register cases handled by them with the CPR. Following the review of the CPR and the revision of the data input forms adopted for reporting child protection cases to the CPR, the CPR was further enhanced in September 2022 to capture more information on the cases.

Since 1996, statistical reports on the CPR have been published on an annual basis to provide general information and demographic data on registered cases involving children having been harmed/maltreated or currently at risk of harm/maltreatment in the year. This report, “Statistical Report 2024”, consists of two parts. Part 1 is on the cases registered in 2024 and Part 2 is on a comparison of newly registered cases from 2022 to 2024. In each part, general information on the cases and descriptive data on the characteristics of the children and the perpetrators are presented.

Family and Child Welfare Branch

Social Welfare Department

June 2025

前言

保護兒童資料系統由社會福利署(社署)家庭及兒童福利科負責管理，並自 1994 年 6 月起開始電腦化。該系統的功能包括個案登記、個案查詢，以及提供曾經受到傷害／虐待或現正面對遭受傷害／虐待危機的兒童，其已登記個案的統計資料。社署及非政府機構轄下服務單位均可向保護兒童資料系統登記所處理的個案。經檢討及修訂保護兒童資料系統資料輸入表格後，系統於 2022 年 9 月已進一步提升，以收集更多有關個案的資料。

保護兒童資料系統統計報告自 1996 年起每年發表，以提供該年內曾經受到傷害／虐待或現正面對遭受傷害／虐待危機的兒童所登記個案的基本資料及人口數據。《2024 年統計報告》由兩個部分組成。第一部分是關於 2024 年的新登記個案，而第二部分是比較 2022 至 2024 年的新登記個案。每個部分均會提供個案基本資料，並就受虐兒童及傷害兒童的人的特徵提供描述數據。

社會福利署
家庭及兒童福利科
2025 年 6 月

Part 1 第一部分

Newly Registered Cases in 2024

2024 年新登記個案

There were 1 504 newly registered cases in 2024.
在 2024 年有 1 504 宗新登記個案。

1.1 General Information

基本資料

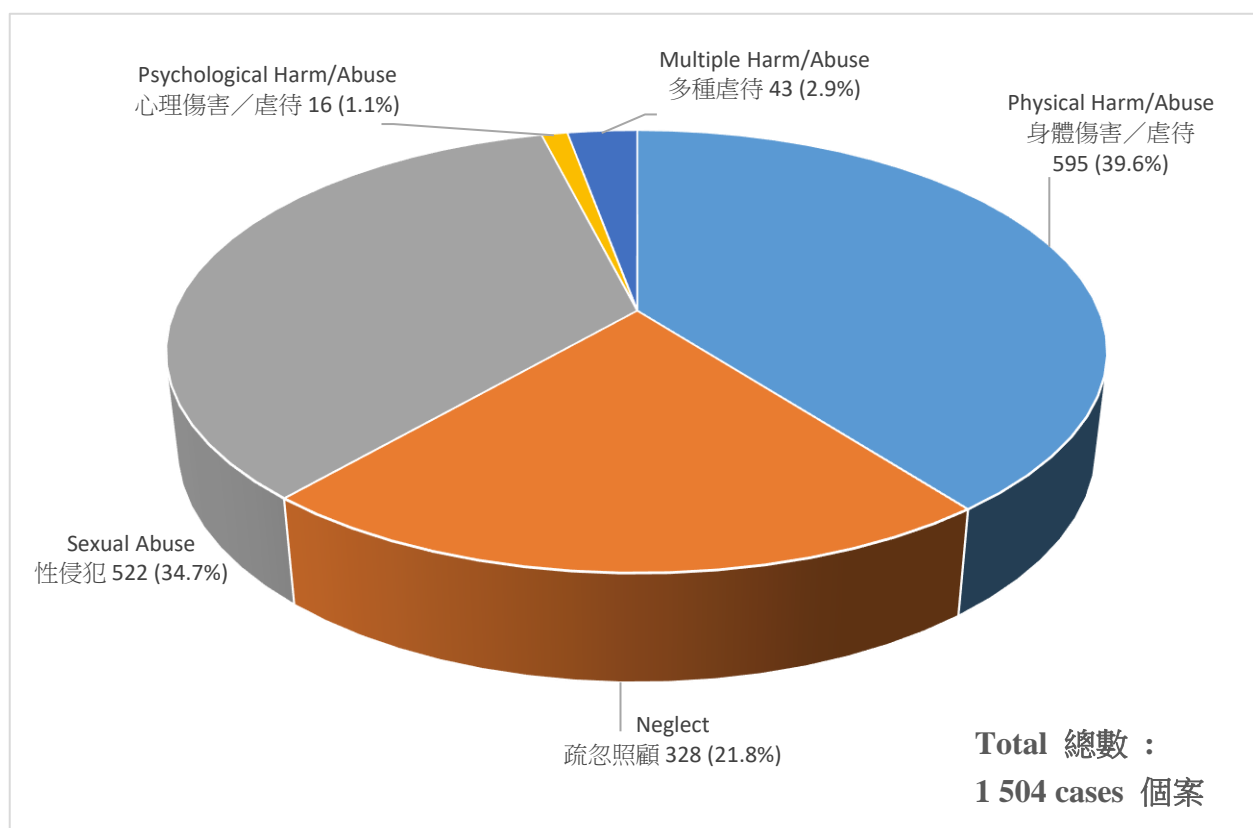
1.1.1 Types of Harm/Maltreatment

傷害／虐待類別

Among the newly registered cases in 2024, 39.6% were physical harm/abuse, 34.7% were sexual abuse, 21.8% were neglect, 2.9% were multiple harm/abuse and 1.1% were psychological harm/abuse (Graph 1).

在 2024 年的新登記個案中，39.6% 為身體傷害／虐待，34.7% 為性侵犯，21.8% 為疏忽照顧，2.9% 為多種虐待，以及 1.1% 為心理傷害／虐待(圖 1)。

Graph 1: Distribution of Newly Registered Cases by Types of Harm/Maltreatment for 2024
圖 1：2024 年新登記個案的類別



1.1.2 Distribution by District 發生的地區

The three districts with the highest number of newly registered cases having the maltreatment incidents taking place were Yuen Long District (12.6%), Tuen Mun District (10.1%) and Kwun Tong District (9.4%) (Graph 2). Table 1 shows the incidence rate per 1 000 children (aged 0–17) population in different districts with the three districts having the highest incidence rate highlighted.

在新登記個案中，發生最多虐兒事件的 3 個地區分別是元朗區(12.6%)、屯門區(10.1%)和觀塘區(9.4%)(圖 2)。表 1 顯示各區每 1 000 名兒童人口(年齡介乎 0 至 17 歲)的虐兒事件發生率，發生率最高的 3 個地區以顏色標示。

Graph 2: Distribution of Newly Registered Cases by District for 2024

圖 2：2024 年新登記個案的發生地區

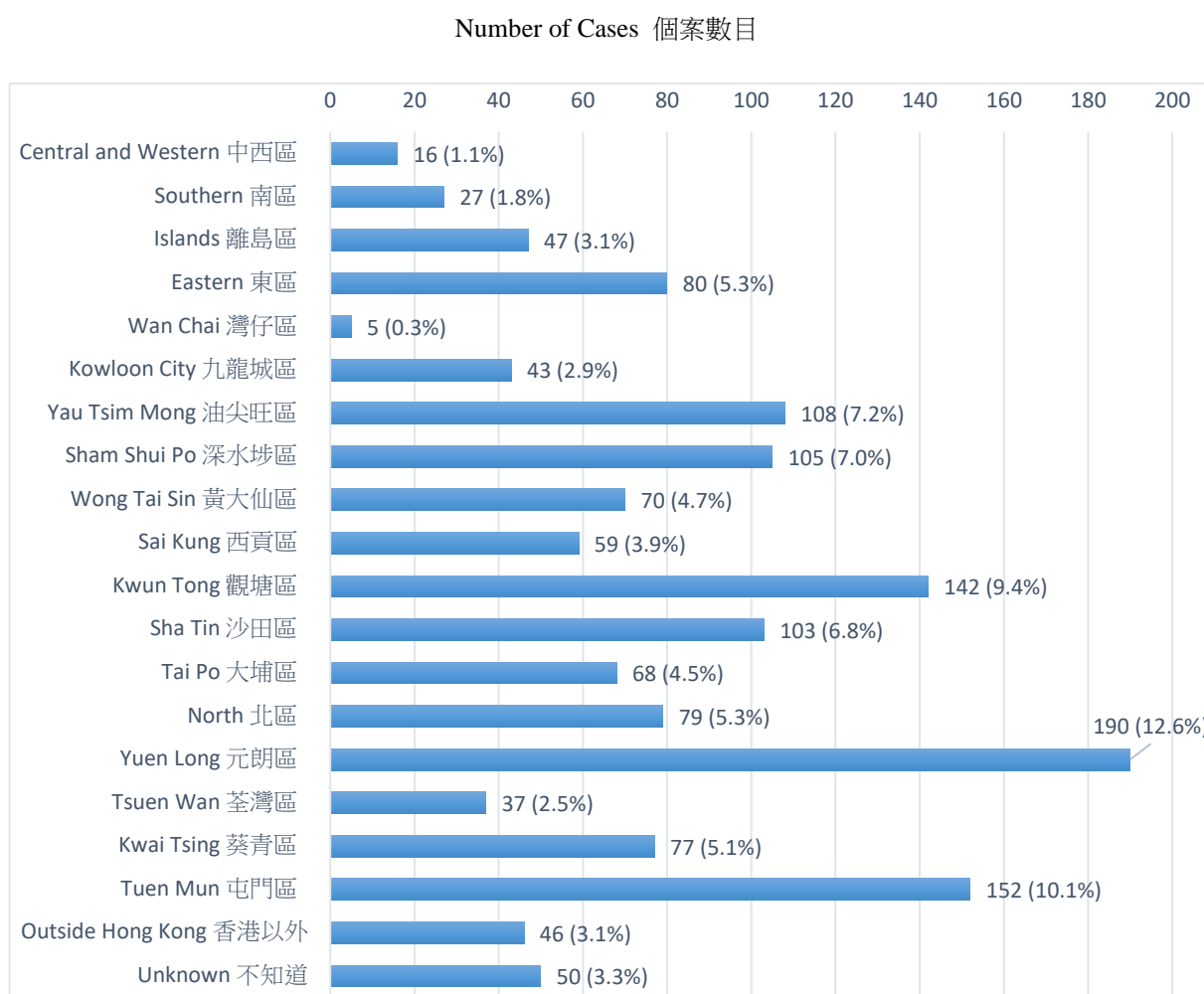


Table 1 - Distribution of Newly Registered Cases and Incidence Rate by District

表 1 – 各區新登記個案數目及虐兒事件發生率

District 地區	No. of Cases 個案數目	Incidence Rate Per 1 000 Children Aged 0 – 17 in the District 區內每 1 000 名 0-17 歲 兒童的虐兒事件發生率
Central and Western 中西區	16 (1.1%)	0.60
Southern 南區	27 (1.8%)	0.90
Islands 離島區	47 (3.1%)	1.70
Eastern 東區	80 (5.3%)	1.42
Wan Chai 灣仔區	5 (0.3%)	0.29
Kowloon City 九龍城區	43 (2.9%)	0.78
Yau Tsim Mong 油尖旺區	108 (7.2%)	2.77
Sham Shui Po 深水埗區	105 (7.0%)	1.79
Wong Tai Sin 黃大仙區	70 (4.7%)	1.65
Sai Kung 西貢區	59 (3.9%)	0.91
Kwun Tong 觀塘區	142 (9.4%)	1.78
Sha Tin 沙田區	103 (6.8%)	1.17
Tai Po 大埔區	68 (4.5%)	1.65
North 北區	79 (5.3%)	1.79
Yuen Long 元朗區	190 (12.6%)	2.18
Tsuen Wan 荃灣區	37 (2.5%)	0.93
Kwai Tsing 葵青區	77 (5.1%)	1.37
Tuen Mun 屯門區	152 (10.1%)	2.26
Outside Hong Kong 香港以外	46 (3.1%)	N.A.
Unknown 不知道	50 (3.3%)	N.A.
Total 總計	1 504 (100%)	1.63

Note 1: Statistics are compiled according to the land-based non-institutional population figures obtained from the General Household Survey in 2024 conducted by the Census and Statistics Department.

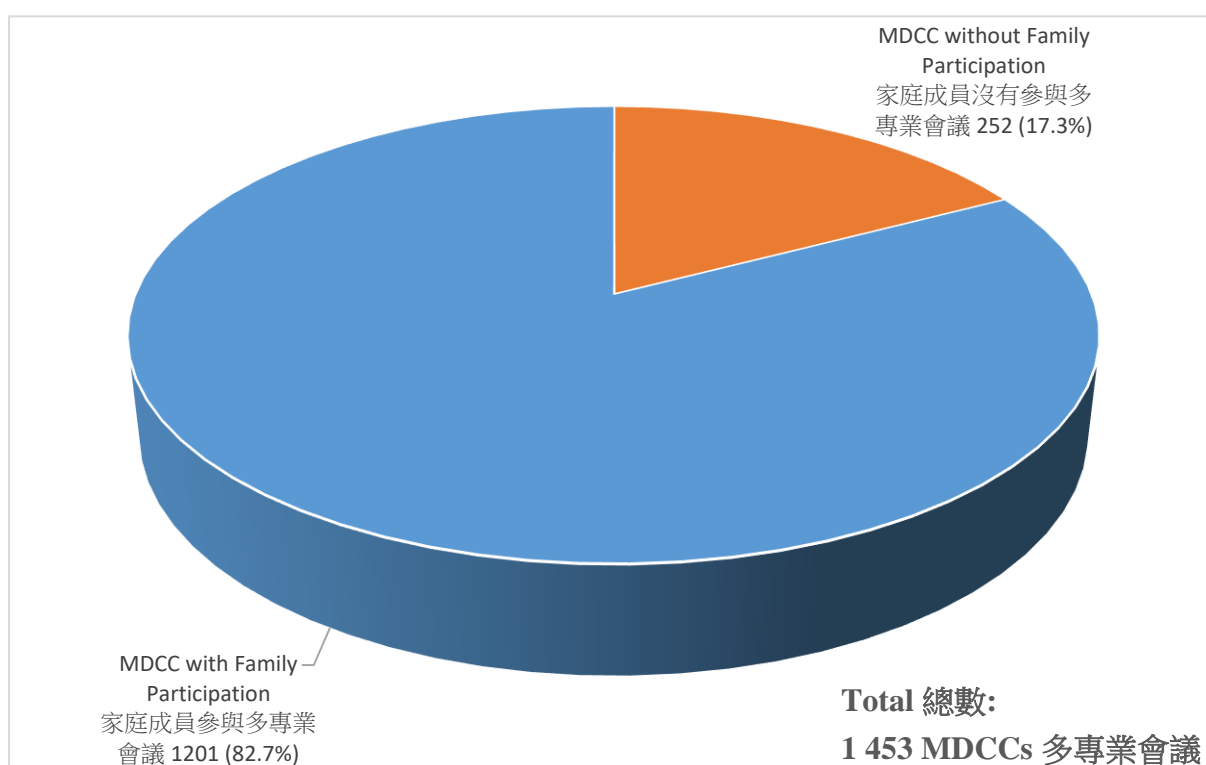
註 1: 統計數字是根據政府統計處於 2024 年進行的綜合住戶統計調查所得的陸上非住院人口數字編製。

1.1.3 Multi-disciplinary Case Conference on Protection of Child with Suspected Maltreatment 保護懷疑受虐待兒童多專業個案會議

Out of the 1 504 newly registered cases, multi-disciplinary case conferences on Protection of Child with Suspected Maltreatment (MDCCs) were conducted for 1 424 cases (94.7%). A total of 1 453 MDCCs were held for discussion about the nature of the incidents, risk level and follow-up plans for these 1 424 cases. 1 201 MDCCs (82.7%) were held with family participation (Graph 3).

在 1 504 宗新登記個案中，有 1 424 宗個案(94.7%)舉行了共 1 453 次保護懷疑受虐待兒童多專業個案會議(多專業會議)，以討論該等個案的性質、危機程度及跟進計劃。其中 1 201 次多專業會議(82.7%)有家庭成員參與(圖 3)。

Graph 3: Family Participation in Multi-disciplinary Case Conference for 2024
圖 3：2024 年家庭成員參與保護懷疑受虐兒童多專業個案會議



1.1.4 Risk Factors of Child Maltreatment at the Time of Identification/Disclosure/Investigation 在識別／揭露／調查個案期間虐兒事件的危機因素

There may be circumstances giving rise to a number of risk factors which were observed when child maltreatment was identified/disclosed/investigated. These circumstances were categorised into four subgroups, i.e. (a) factors relating to child/children; (b) factors relating to perpetrator(s); (c) factors relating to environmental or social circumstances; and (d) factors relating to the precipitating incident. The list of circumstances under each subgroup is appended below:

在識別／揭露／調查虐兒事件時所察覺的多項危機因素或由不同情況引致。該等情況可分為 4 個分組，即(a) 與兒童有關的因素；(b) 與傷害的人有關的因素；(c) 與環境或社會狀況有關的因素；以及(d) 與引發事件有關的因素。各分組所涵蓋的情況載列如下：

a) Factors relating to child/children

與兒童有關的因素

1. School attendance /performance problem
學校出勤／學業成績問題
2. Behavioural problem
行為問題
3. Emotional /psychological problem
情緒／心理問題
4. Mental illness like schizophrenia, major depression, anxiety disorders, etc.
精神病例如精神分裂、抑鬱、焦慮症等
5. Mental retardation including slow learning or developmental delay
智力遲緩包括學習遲緩或發展遲緩
6. Special educational needs like Autism, Attention Deficit /Hyperactivity Disorder, Dyslexia, Specific Learning Disorder, etc.
特殊教育需要如自閉、專注力不足／過度活躍、讀寫障礙、特殊學習障礙等
7. Illness /physical disability
患病／肢體傷殘
8. Unwanted child /pregnancy
父母不想要的兒童／懷孕
9. Long period of separation from parents in early infancy (i.e. separation for one year or over before the age of 5)
在嬰孩時期長期與父母分開(即在五歲之前與父母分開超過一年或以上)
10. Infants/toddlers with caring difficulties
難於照顧的嬰幼兒

- b) Factors relating to perpetrator(s) (for case where parent(s) is/are perpetrator(s))
與傷害兒童的人有關的因素 (指該人士是父母的個案)
1. Superstitious belief
迷信思想
 2. Marital problem
婚姻問題
 3. In-law relationship problem
姻親關係問題
 4. Emotional /psychological problem
情緒／心理問題
 5. Mental illness /retardation including slow learning or developmental delay
精神病／智力遲緩包括學習遲緩或發展遲緩
 6. Illness /physical disability
患病／肢體傷殘
 7. Immaturity /extreme self-centredness
未成熟／極度自我中心
 8. Incompetence in child rearing /lack of parenting skills
育兒技巧不足／缺乏為人父母的技巧
 9. High expectation on child-in-question
對當事兒童期望過高
 10. Undesirable habits (e.g. gambling, indulgence in internet surfing)
有不良嗜好(例如賭博、沉迷上網)
 11. Heavy /chronic use of drug
嚴重／長期濫用藥物
 12. Heavy /chronic use of alcohol
嚴重／長期酗酒
 13. Intimate partner violence
親密伴侶暴力
 14. Refuse to cooperate with professionals /evasive
拒絕與專業人士合作／躲避
 15. Being perpetrator(s) of previous child maltreatment case /case with high risk of maltreatment
曾是虐兒個案／有虐兒危機的個案的傷害兒童的人
 16. Have a set of cultural beliefs that differs from local social norms
有別於本地社會規範的文化觀念

- c) Factors relating to environmental or social circumstances
與環境或社會狀況有關的因素
1. Financial difficulty /unemployment
經濟困難／失業
 2. Housing problem /poor living environment
住屋問題／居住環境惡劣
 3. Perpetrator(s) cannot cope with family crisis /stressors
傷害兒童的人無法應付的家庭危機／壓力
 4. Lack of support system (e.g. spouse, grandparents, relatives, friends, etc.)
缺乏支援系統(例如配偶、祖父母／外祖父母、親屬、朋友等)
 5. Lack of community resources (e.g. day child care centre, neighbourhood support child care project, tutorial class, etc.)
缺乏社區資源(例如日間幼兒中心、鄰舍支援幼兒照顧計劃、導修班等)
 6. Perpetrator(s) (non-family member) can easily access to the child
傷害兒童的人(非家庭成員)能夠很容易接觸當事兒童
- d) Factors relating to the precipitating incident
與引發事件有關的因素
1. Incident was severe and/or of high frequency
事件嚴重及／或次數頻密
 2. Location of injury on delicate and/or extensive body parts
在身體脆弱部位受傷及／或身體多處受傷
 3. Cause of injuries unknown
受傷原因不明

Table 2 – Major Risk Factors of Child Maltreatment

表 2 – 虐兒事件的主要危機因素

Risk Factors of Child Maltreatment 虐兒事件的危機因素	No. of Newly Registered Cases with the Risk Factors of Child Maltreatment Identified 具有虐兒事件危機因素的新登記個案數目
Factors relating to child/children 與兒童有關的因素	916 (60.9%)
Factors relating to perpetrator(s) 與傷害兒童的人有關的因素	938 (62.4%)
Factors relating to environmental or social circumstances 與環境或社會狀況有關的因素	757 (50.3%)
Factors relating to the precipitating incident 與引發事件有關的因素	363 (24.1%)

Note 2: One case may have more than one risk factor. Figures in brackets are the percentage of cases with the risk factors of child maltreatment in respect of a total of 1 504 cases in 2024.

註 2: 每宗個案可能有多於 1 項危機因素。括號內的數字是指 2024 年內，涉及該危機因素的個案佔全年合共 1 504 宗虐兒個案的百分比。

In 2024, a larger proportion (62.4%) of the cases having risk factors relating to perpetrator(s), followed by factors relating to child/children (Table 2). Table 3a shows the number of cases with the risk factors relating to child/children. Table 3b shows the number of cases with the risk factors relating to perpetrator(s). Table 3c shows the number of cases with the risk factors relating to environmental or social circumstances. Table 3d shows the number of cases with the risk factors relating to the precipitating incident.

在 2024 年，有較多個案(62.4%)的危機因素與傷害兒童的人有關，其次是與兒童有關的因素(表 2)。表 3a 顯示危機因素與兒童有關的個案數目。表 3b 顯示危機因素與傷害兒童的人有關的個案數目。表 3c 顯示危機因素與環境或社會狀況有關的個案數目。表 3d 顯示危機因素與引發事件有關的個案數目。

Table 3a – Factors Relating to Child/Children

表 3a – 與兒童有關的因素

Factors Relating to Child/Children 與兒童有關的因素	No. of Newly Registered Cases with the Risk Factor 涉及相關危機因素的新登記個案數目
School attendance /performance problem 學校出勤／學業成績問題	220 (24.0%)
Behavioural problem 行為問題	466 (50.9%)
Emotion /psychological problem 情緒／心理問題	270 (29.5%)
Mental illness like schizophrenia, major depression, anxiety disorders, etc. 精神病例如精神分裂、抑鬱、焦慮症等	84 (9.2%)
Mental retardation including slow learning or developmental delay 智力遲緩包括學習遲緩或發展遲緩	84 (9.2%)
Special educational need 特殊教育需要	297 (32.4%)
Illness /physical disability 患病／肢體傷殘	13 (1.4%)
Unwanted child /pregnancy 父母不想要的兒童／懷孕	18 (2.0%)
Long period of separation from parents in early infancy (i.e. separation for one year or over before the age of 5) 在嬰孩時期長期與父母分開(即在五歲之前與父母分開超過一年或以上)	30 (3.3%)
Infants/toddlers with caring difficulties 難於照顧的嬰幼兒	40 (4.4%)
Others 其他	33 (3.6%)

Table 3b – Factors Relating to Perpetrator(s)

表 3b – 與傷害兒童的人有關的因素

Factors Relating to Perpetrator(s) 與傷害兒童的人有關的因素	No. of Newly Registered Cases with the Risk Factor 涉及相關危機因素的新登記個案數目
Superstitious belief 迷信思想	5 (0.5%)
Marital problem 婚姻問題	191 (20.4%)
In-law relationship problem 姻親關係問題	16 (1.7%)
Emotion /psychological problem 情緒／心理問題	319 (34.0%)
Mental illness /retardation 精神病／智力遲緩	134 (14.3%)
Illness /physical disability 患病／肢體傷殘	9 (1.0%)
Immaturity /extreme self-centredness 未成熟／極度自我中心	31 (3.3%)
Incompetence in child rearing /lack of parenting skills 育兒技巧不足／缺乏為人父母的技巧	435 (46.4%)
High expectation on child-in-question 對當事兒童期望過高	116 (12.4%)
Undesirable habits (e.g. gambling, indulgence in internet surfing) 有不良嗜好(例如賭博、沉迷上網)	23 (2.5%)
Heavy /chronic use of drug 嚴重／長期濫用藥物	195 (20.8%)
Heavy /chronic use of alcohol 嚴重／長期酗酒	41 (4.4%)
Intimate partner violence 親密伴侶暴力	37 (3.9%)
Refuse to cooperate with professionals /evasive 拒絕與專業人士合作／躲避	95 (10.1%)
Being perpetrator(s) of previous child maltreatment case /case with high risk of maltreatment 曾是虐兒個案／有虐兒危機的個案的傷害兒童的人	56 (6.0%)
Have a set of cultural beliefs that differs from local social norms 有別於本地社會規範的文化觀念	38 (4.1%)
Others 其他	28 (3.0%)

Table 3c – Factors Relating to Environmental or Social Circumstances

表 3c – 與環境或社會狀況有關的因素

Factors Relating to Environmental or Social Circumstances 與環境或社會狀況有關的因素	No. of Newly Registered Cases with the Risk Factor 涉及相關危機因素的新登記個案數目
Financial difficulty /unemployment 經濟困難／失業	214 (28.3%)
Housing problem /poor living environment 住屋問題／居住環境惡劣	111 (14.7%)
Perpetrator(s) cannot cope with Family crisis /stressors 傷害兒童的人無法應付的家庭危機／壓力	136 (18.0%)
Lack of support system (e.g. spouse, grandparents, relatives, friends, etc.) 缺乏支援系統(例如配偶、祖父母／外祖父母、親屬、朋友等)	371 (49.0%)
Lack of community resource (e.g. day child care centre, neighbourhood support child care project, tutorial class, etc.) 缺乏社區資源(例如日間幼兒中心、鄰舍支援幼兒照顧計劃、導修班等)	82 (10.8%)
Perpetrator(s) (non-family member) can easily access to the child 傷害兒童的人(非家庭成員)能夠很容易接觸當事兒童	208 (27.5%)
Others 其他	11 (1.5%)

Table 3d – Factors Relating to the Precipitating Incident

表 3d – 與引發事件有關的因素

Factors Relating to the Precipitating Incident 與引發事件有關的因素	No. of Newly Registered Cases with the Risk Factor 涉及相關危機因素的新登記個案數目
Incident was severe and/or of high frequency 事件嚴重／或次數頻密	245 (67.5%)
Location of injury on delicate and/or extensive body parts 在身體脆弱部位受傷及／或身體多處受傷	101 (27.8%)
Cause of injuries unknown 受傷原因不明	27 (7.4%)
Others 其他	13 (3.6%)

1.2 Characteristics of Children
兒童的特點

1.2.1 Distribution of Children by Sex
兒童的性別

There were more girls (60.5%) than boys (39.5%) among the newly registered cases in 2024 (Graph 4). Table 4 shows the Distribution of Newly Registered Cases and Incidence Rate by Sex.

在 2024 年新登記個案中，女童數目(60.5%)較男童(39.5%)多(圖 4)。表 4 顯示按性別劃分的新登記個案數目及虐兒事件發生率。

Graph 4 - Number of Cases by Distribution of Children by Sex for 2024
圖 4 – 2024 年按兒童性別劃分個案數目

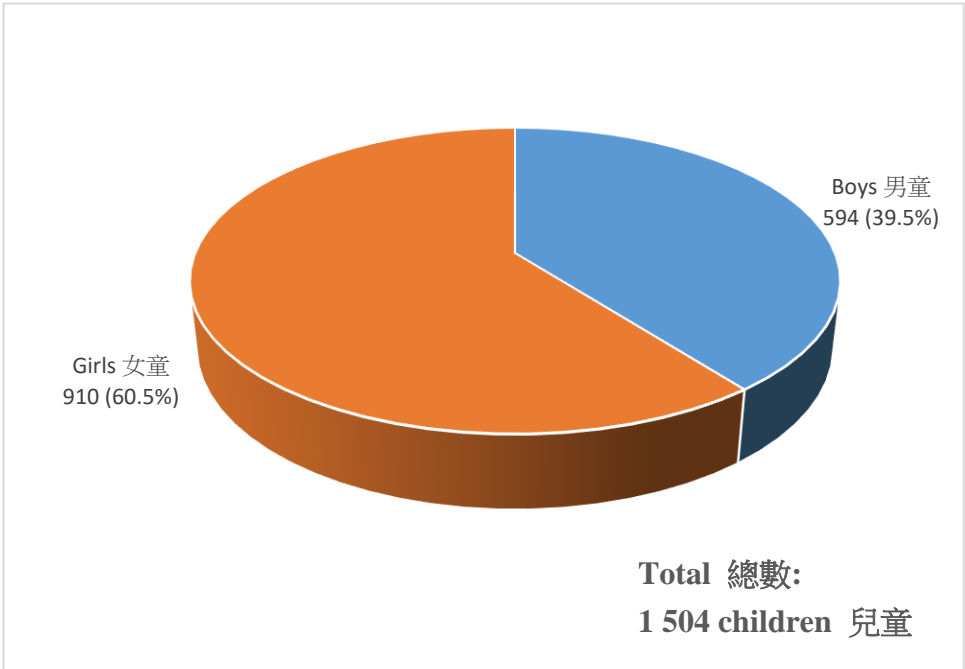


Table 4 - Distribution of Newly Registered Cases and Incidence Rate by Sex
表 4：按性別劃分新登記個案數目及虐兒事件發生率

Sex 性別	No. of Cases 個案數目	Incidence Rate Per 1 000 Children Aged 0 – 17 in the Population 每 1 000 名 0-17 歲 兒童人口的虐兒事件發生率
Boys 男童	594	1.25
Girls 女童	910	2.05
Total 總數	1 504	1.63

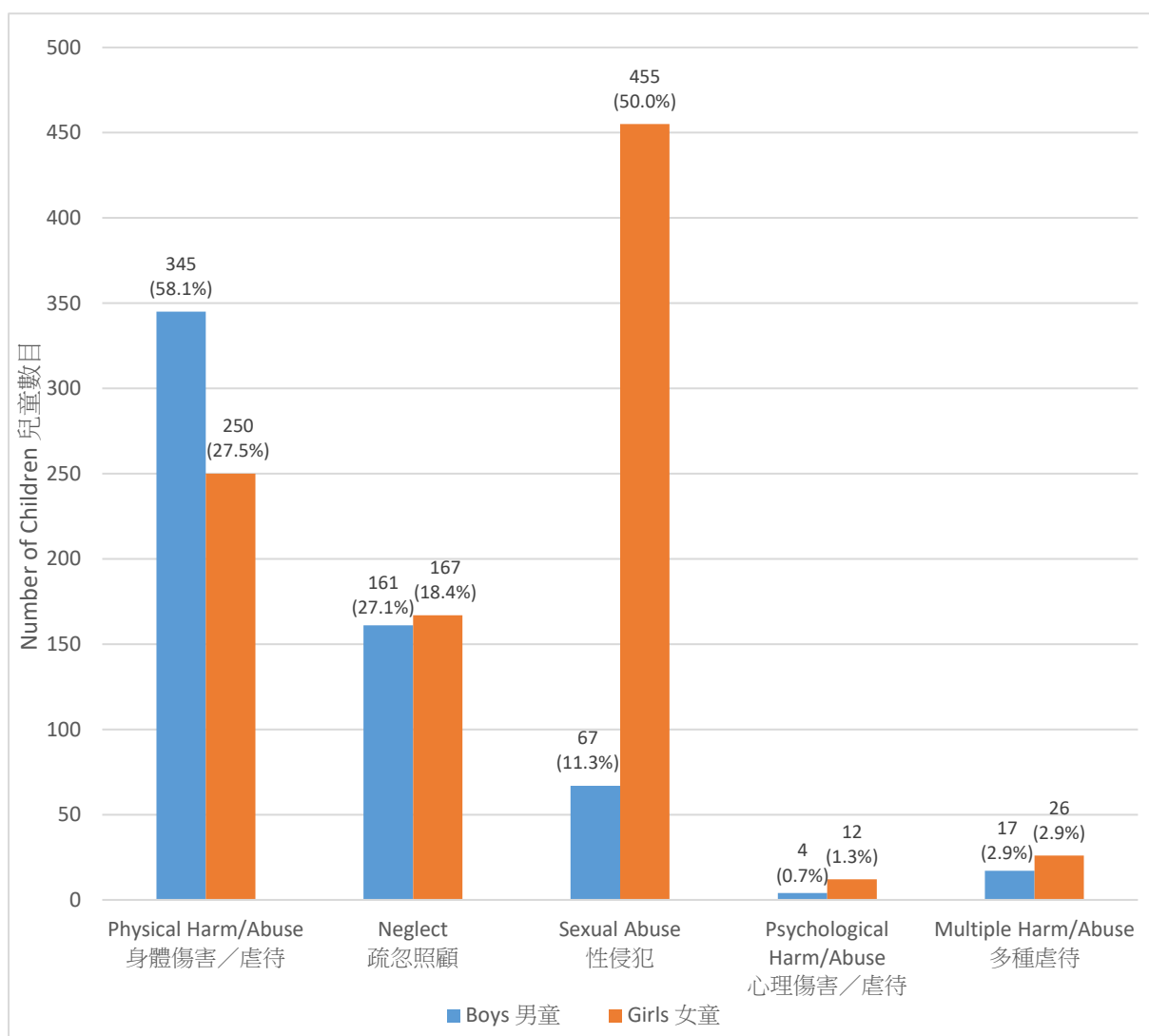
Note 3: Statistics are compiled according to the land-based non-institutional population figures obtained from the General Household Survey in 2024 conducted by the Census and Statistics Department.
註 3：統計數字是根據政府統計處於 2024 年進行的綜合住戶統計調查所得的陸上非住院人口數字編製。

A breakdown of the sex of children by types of harm/maltreatment indicated that girls have a higher proportion in sexual abuse cases, accounting for 50% of the total number of girls, whereas boys have a higher proportion in physical harm/abuse cases, accounting for 58.1% of the total number of boys (Graph 5).

按傷害／虐待類別分析兒童性別分項數字顯示，女童在性侵犯個案的比例較高，佔整體女童總數 50.0%；而男童則在身體傷害／虐待個案的比例較高，佔整體男童總數 58.1% (圖 5)。

Graph 5 - Distribution of Children by Sex and by Types of Harm/Maltreatment for 2024

圖 5 – 2024 年按性別及傷害／虐待類別劃分受虐兒童人數



Note 4: Figure in bracket represents percentage of that type of harm/maltreatment in respect of the corresponding sex of children.

註 4：括號內的數字為有關傷害／虐待類別佔該兒童性別的百分比。

1.2.2 Distribution of Children by Age 兒童的年齡

The highest percentage (29.9%) of the age group among the newly registered cases was 12 to 14 (Graph 6). Table 5 shows the distribution of children of different age groups by types of harm/maltreatment with the highest numbers highlighted.

在新登記個案中，12 至 14 歲是個案數目比率最高(29.9%)的年齡組別(圖 6)。表 5 按傷害／虐待類別顯示不同年齡組別的兒童人數，並以顏色標示人數最多的組別。

Graph 6 - Distribution of Children by Age for 2024

圖 6 – 2024 年按年齡劃分兒童人數

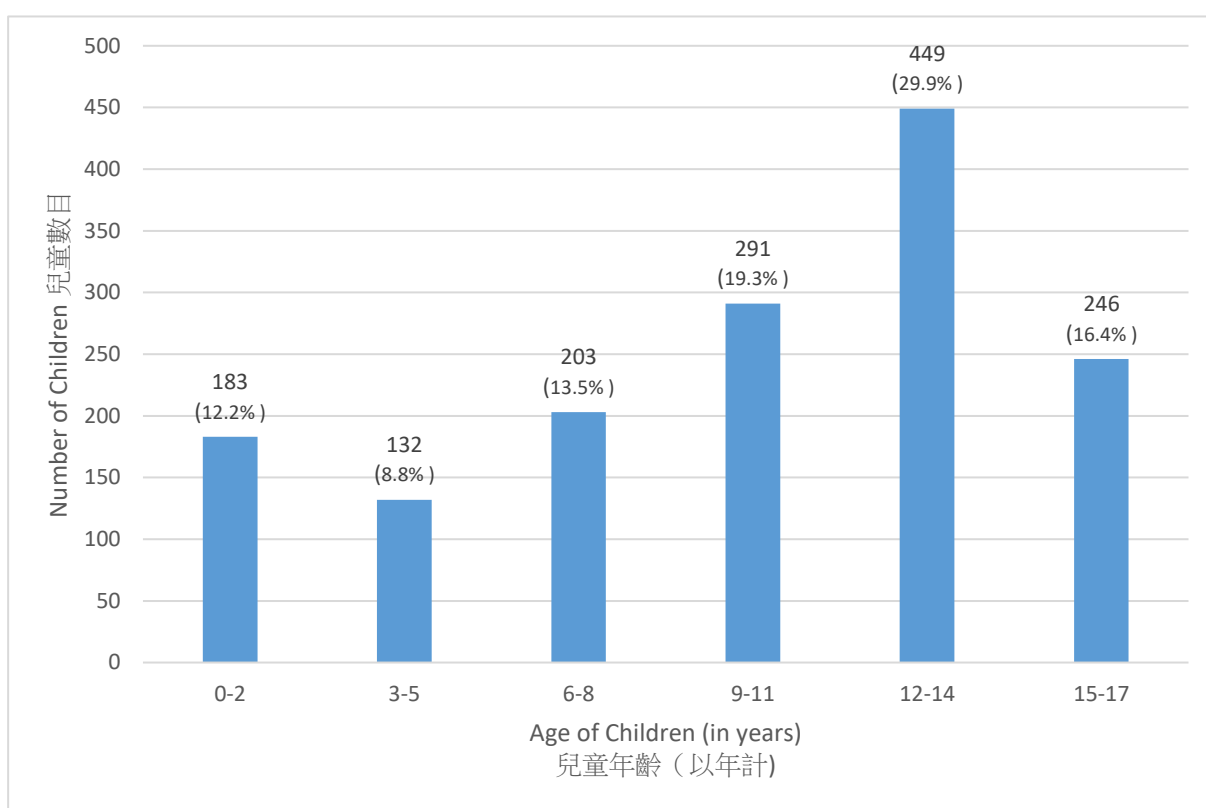


Table 5 – Distribution of Children by Age and by Types of Harm/Maltreatment

表 5 – 按年齡及傷害／虐待類別劃分兒童人數

Age 年齡	Types of Harm/maltreatment 傷害／虐待類別					
	Physical Harm/Abuse 身體傷害／ 虐待	Neglect 疏忽照顧	Sexual Abuse 性侵犯	Psychological Harm/Abuse 心理傷害／ 虐待	Multiple Harm/Abuse 多種虐待	Total 總數
0 – 2	28	150	1	0	4	183
3 – 5	62	60	8	0	2	132
6 – 8	115	46	31	2	9	203
9 – 11	173	39	65	3	11	291
12 – 14	151	28	252	7	11	449
15 – 17	66	5	165	4	6	246
Total 總數	595	328	522	16	43	1 504

1.2.3 Distribution of Children by Age, by Sex and by Types of Harm/Maltreatment

兒童的年齡、性別及傷害／虐待類別

Girls 女童

Table 6 shows the distribution of girls of different age groups by types of harm/maltreatment, with the highest numbers highlighted.

表 6 按傷害／虐待類別劃分不同年齡組別的女童人數，並以顏色標示人數最多的組別。

Table 6 – Distribution of Girls by Age and by Types of Harm/Maltreatment

表 6 – 按年齡及傷害／虐待類別劃分女童人數

Age 年齡	Types of Harm/maltreatment 傷害／虐待類別					
	Physical Harm/Abuse 身體傷害／ 虐待	Neglect 疏忽照顧	Sexual Abuse 性侵犯	Psychological Harm/Abuse 心理傷害／ 虐待	Multiple Harm/Abuse 多種虐待	總數
0 – 2	6	84	0	0	1	91
3 – 5	26	35	6	0	1	68
6 – 8	38	18	21	0	7	84
9 – 11	57	15	50	2	6	130
12 – 14	80	12	228	6	7	333
15 – 17	43	3	150	4	4	204
Total 總數	250	167	455	12	26	910

Boys 男童

Table 7 shows the distribution of boys of different age groups by types of harm/maltreatment, with the highest numbers highlighted.

表 7 按傷害／虐待類別劃分不同年齡組別的男童人數，並以顏色標示人數最多的組別。

Table 7 – Distribution of Boys by Age and by Types of harm/maltreatment

表 7 – 按年齡及傷害／虐待類別劃分男童人數

Age 年齡	Types of Harm/maltreatment 傷害／虐待類別					
	Physical Harm/Abuse 身體傷害／ 虐待	Neglect 疏忽照顧	Sexual Abuse 性侵犯	Psychological Harm/Abuse 心理傷害／ 虐待	Multiple Harm/Abuse 多種虐待	Total 總數
0 – 2	22	66	1	0	3	92
3 – 5	36	25	2	0	1	64
6 – 8	77	28	10	2	2	119
9 – 11	116	24	15	1	5	161
12 – 14	71	16	24	1	4	116
15 – 17	23	2	15	0	2	42
Total 總數	345	161	67	4	17	594

1.2.4 Ethnicity of Children 兒童種族

According to the figures on the ethnicity of children newly registered in 2024, most children (89.9%) were Chinese while the total number of children of the six ethnic minorities, including Indonesian, Filipino, Indian, Pakistani, Nepalese, and Thai, is 22 (1.5%) in 2024 (Table 8).

根據 2024 年新登記受虐兒童的種族數字，兒童多為華人 (89.9%)，另有 22 名 (1.5%) 兒童來自 6 個少數族裔，包括印尼人、菲律賓人、印度人、巴基斯坦人、尼泊爾人和泰國人 (表 8)。

Table 8 - Ethnicity of Children

表 8 – 兒童種族

Ethnicity 種族	No. of Cases in 2024 2024 年個案數目
Chinese 華人	1 352 (89.9%)
Indonesian 印尼人	3 (0.2%)
Filipino 菲律賓人	5 (0.3%)
Indian 印度人	2 (0.1%)
Pakistani 巴基斯坦人	6 (0.4%)
Nepalese 尼泊爾人	4 (0.3%)
Thai 泰國人	2 (0.1%)
Vietnamese 越南人	11 (0.7%)
Bengali 孟加拉人	1 (0.1%)
Japanese 日本人	1 (0.1%)
Sri Lankan 斯里蘭卡人	5 (0.3%)
Australian 澳洲人	1 (0.1%)
British 英國人	2 (0.1%)
American 美國人	3 (0.2%)
French 法國人	2 (0.1%)
German 德國人	1 (0.1%)
African 非洲人	4 (0.3%)
Others 其他	4 (0.3%)
Unknown 不知道	95 (6.3%)
Total 總數	1 504 (100.0%)

1.2.5 Distribution of Children by Types of Children's Disabilities and by Types of Harm/Maltreatment

兒童殘疾及傷害／虐待類別

Among the 1 504 newly registered cases in 2024, 33.0% (497 cases) of the children were reported to have one or more than one type of disability. 15.4% (231 cases) of the children were reported to have Attention Deficit /Hyperactivity Disorder (ADHD). 7.8% (118 cases) of the children were reported to have Specific Learning Difficulties while 6.4% (97 cases) of the children were reported to have Autism (Table 9).

在 2024 年的 1 504 宗新登記個案中，33.0% (497 名) 兒童有一項或多於一項殘疾；15.4% (231 名) 兒童患有過度活躍症／專注力不足；7.8% (118 名) 兒童有特殊學習障礙；另有 6.4% (97 名) 兒童患有自閉症(表 9)。

Table 9 - Children's Disabilities by Types of Harm/Maltreatment

表 9 – 兒童殘疾及傷害／虐待類別

Types of Disabilities 殘疾類別	Types of Harm/maltreatment 傷害／虐待類別					
	Physical Harm/Abuse 身體傷害／虐待	Neglect 疏忽照顧	Sexual Abuse 性侵犯	Psychological Harm/Abuse 心理傷害／虐待	Multiple Harm/Abuse 多種虐待	Total 總數
Attention Deficit /Hyperactivity Disorder 過度活躍症／專注力不足	130 (21.8%)	22 (6.7%)	66 (12.6%)	3 (18.8%)	10 (23.3%)	231 (15.4%)
Autism 自閉症	65 (10.9%)	10 (3.0%)	19 (3.6%)	2 (12.5%)	1 (2.3%)	97 (6.4%)
Hearing Impairment 聽力障礙	5 (0.8%)	2 (0.6%)	5 (1.0%)	0 (0.0%)	0 (0.0%)	12 (0.8%)
Intellectual Disability 智障	27 (4.5%)	12 (3.7%)	26 (5.0%)	1 (6.3%)	1 (2.3%)	67 (4.5%)
Physical Disability 肢體傷殘	2 (0.3%)	1 (0.3%)	0 (0.0%)	0 (0.0%)	0 (0.0%)	3 (0.2%)
Mental Illness 精神病	20 (3.4%)	2 (0.6%)	70 (13.4%)	1 (6.3%)	1 (2.3%)	94 (6.3%)
Specific Learning Difficulties 特殊學習障礙	43 (7.2%)	31 (9.5%)	40 (7.7%)	0 (0.0%)	4 (9.3%)	118 (7.8%)
Speech Impairment 言語障礙	21 (3.5%)	24 (7.3%)	22 (4.2%)	0 (0.0%)	1 (2.3%)	68 (4.5%)
Visceral Disability 器官殘障	2 (0.3%)	0 (0.0%)	0 (0.0%)	0 (0.0%)	0 (0.0%)	2 (0.1%)
Visual Impairment 視覺障礙	1 (0.2%)	1 (0.3%)	0 (0.0%)	0 (0.0%)	0 (0.0%)	2 (0.1%)
Others 其他	22 (3.7%)	17 (5.2%)	12 (2.3%)	0 (0.0%)	1 (2.3%)	52 (3.5%)
No. of Children with Disabilities 殘疾兒童人數	208 (35.0%)	85 (25.9%)	184 (35.2%)	5 (31.3%)	15 (34.9%)	497 (33.0%)
Total No. of Children by Types of harm/maltreatment 按傷害／虐待類別劃分的兒童總數	595 (100.0%)	328 (100.0%)	522 (100.0%)	16 (100.0%)	43 (100.0%)	1 504 (100.0%)

Note 5: One child may have more than one type of disability. The total number of children with disabilities does not equal to the total number of children in each type of harm/maltreatment. The figures in the brackets represent the percentages of the types of disability corresponding to that type of harm/maltreatment. For example, out of 595 physical harm/abuse cases, there are 208 children having one or more than one type of disability, covering 35.0% of the total number of physical harm/abuse cases. There are 130 child victims of physical harm/abuse having ADHD, representing 21.8% of the total number of physical harm/abuse cases.

註 5：一名兒童可能患有一項或多於一項殘疾。殘疾兒童的總數並不等於每類傷害／虐待的受虐兒童總數。括號中的數字代表患有該項殘疾的兒童人數佔該類傷害／虐待總數的百分比。例如，在 595 宗身體傷害／虐待個案中，208 名兒童患有一項或多於一項殘疾，佔身體傷害／虐待個案總數的 35.0%。130 名遭受身體傷害／虐待的受虐兒童患有過度活躍症／專注力不足，佔身體傷害／虐待個案總數的 21.8%。

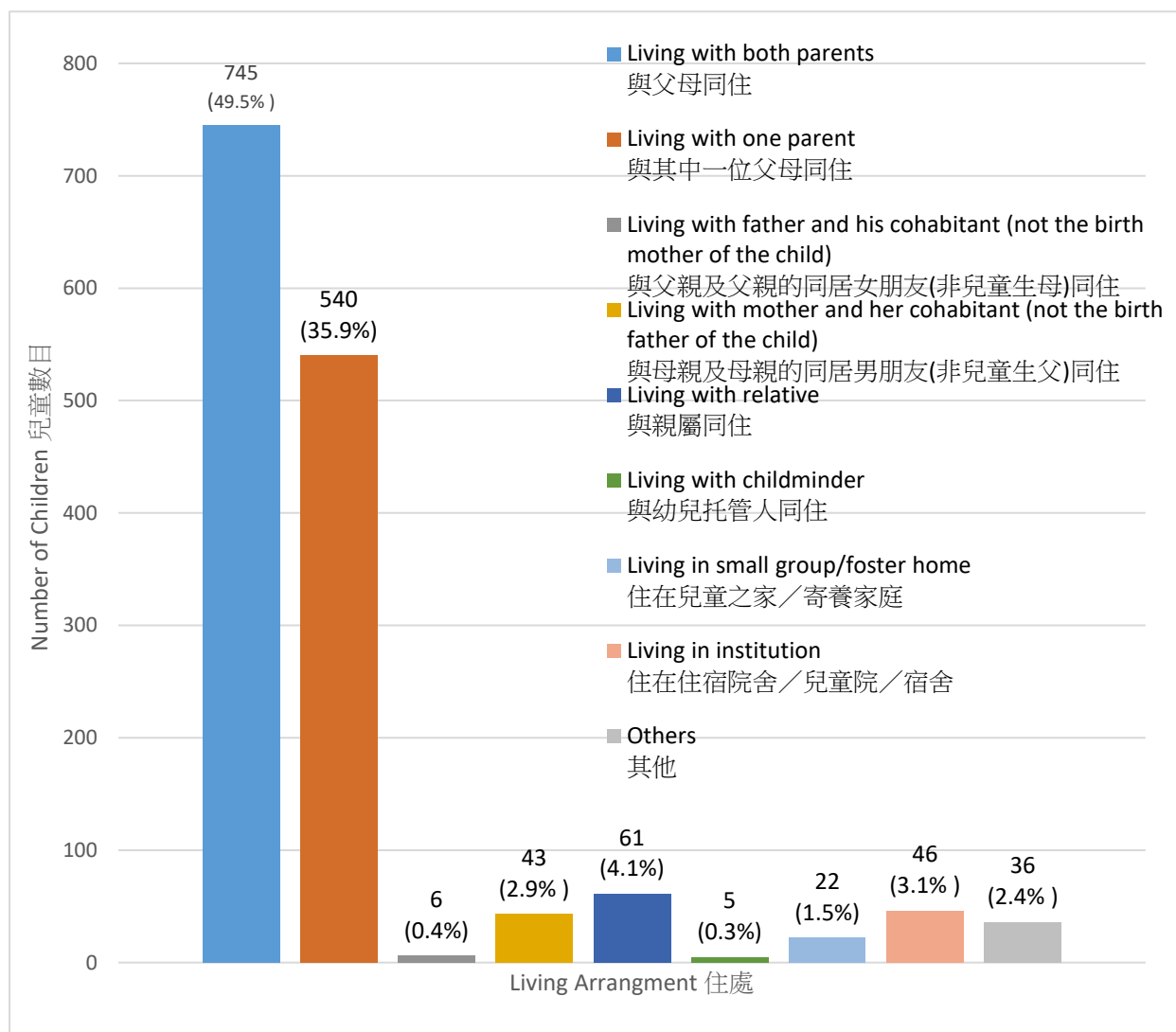
1.2.6 Living Arrangement of Children 兒童的住處

Among the 1 504 newly registered cases, 88.7% of the children were living with both parents, one parent, or one parent with their cohabitant. 4.6% of them were living in residential child care services including small group homes /foster homes /institutions at the time of the maltreatment /suspected maltreatment (Graph 7).

在 1 504 宗新登記個案中，88.7% 的受虐兒童與雙親／父母其中一方／父母其中一方及其同居伴侶同住；而 4.5% 的兒童在受虐／懷疑受虐時正接受兒童住宿照顧服務，包括兒童之家、寄養家庭及住宿院舍(圖 7)。

Graph 7 - Distribution of Children by Living Arrangement for 2024

圖 7 – 2024 年兒童的住處



1.3 Characteristics of Perpetrators 傷害兒童的人的特點

There were 1 504 children and 1 565 perpetrators involved in the 2024 newly registered cases. The total number of perpetrators did not equal to the total number of children as one perpetrator might have harmed/maltreated one or more than one child(ren) whereas one child could be harmed/maltreated by one or more than one perpetrator(s).

2024 年新登記的個案涉及 1 504 名兒童和 1 565 名傷害兒童的人。由於一名傷害兒童的人有可能傷害／虐待一或多於一名兒童，而一名兒童亦有可能被一或多於一名傷害兒童的人傷害／虐待，故傷害兒童的人的總數與受虐兒童總數並不相同。

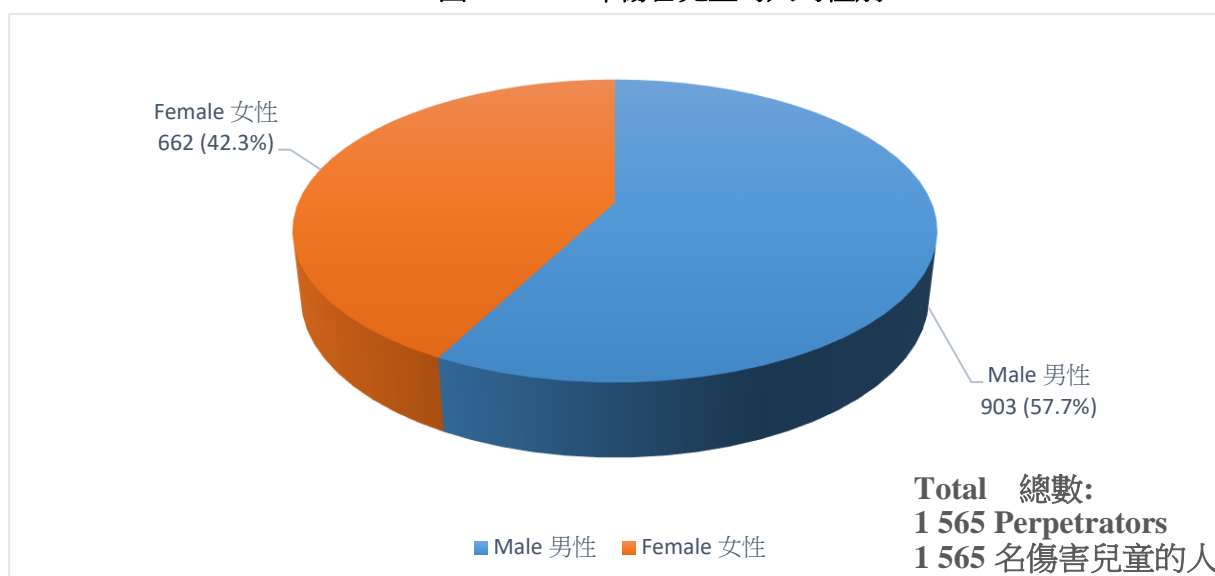
1.3.1 Distribution of Perpetrators by Sex 傷害兒童的人的性別

There were more male perpetrators (903 persons, accounting 57.7% of the total number of perpetrator) than female perpetrators (662 persons, accounting 42.3% of the total number of perpetrator) in the 2024 newly registered cases (Graph 8). Male perpetrators more involved in sexual abuse cases, accounting 55.0% of the total number of male perpetrators. Meanwhile, female perpetrators more involved in physical harm/abuse and neglect cases, accounting 45.8% and 41.8% of the total number of female perpetrators respectively (Graph 9).

在 2024 年，男性傷害兒童的人(903 人，佔總傷害兒童的人總數 57.7%)較女性傷害兒童的人(662 人，佔總傷害兒童的人總數 42.3%)多(圖 8)。男性傷害兒童的人多涉及性侵犯個案，佔男性傷害兒童的人總數 55.0%。女性傷害兒童的人則較多涉及身體傷害／虐待和疏忽照顧個案，分別佔女性傷害兒童的人總數 45.8%和 41.8%(圖 9)。

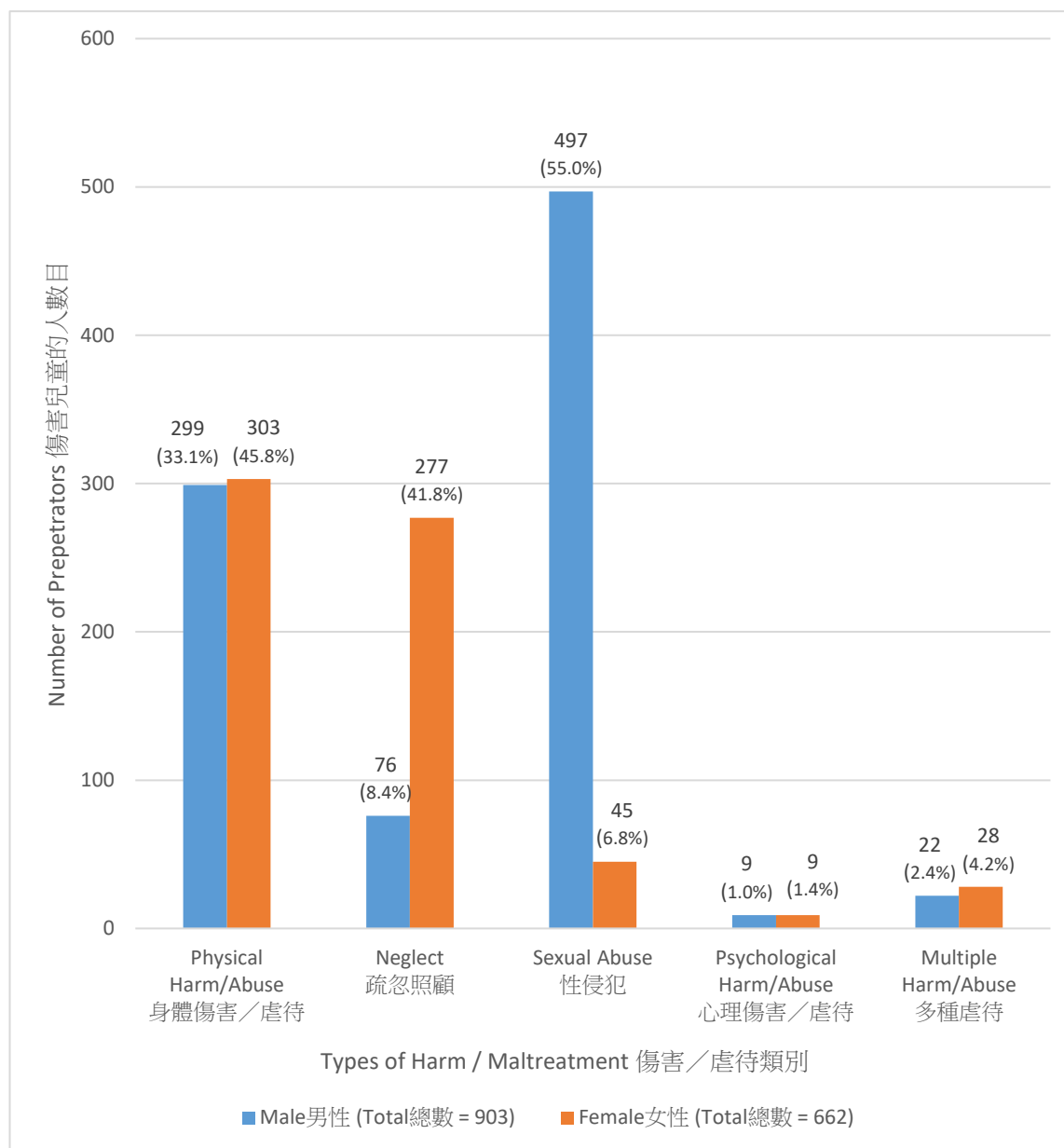
Graph 8 - Distribution of Perpetrators by Sex for 2024

圖 8 – 2024 年傷害兒童的人的性別



**Graph 9 - Distribution of Perpetrators by Sex and
by Types of Harm/Maltreatment for 2024**

圖 9 – 2024 年傷害兒童的人的性別及傷害／虐待類別



Note 6: Figure in brackets represents the percentage of male/female perpetrators for that type of harm/maltreatment in respect of the corresponding groups (i.e. total number of male/female perpetrators).

註 6：括號中的數字代表男性／女性傷害兒童的人在該傷害／虐待類別佔相應組別(即男性／女性傷害兒童的人總數)中所佔的百分比。

1.3.2 Distribution of Perpetrators by Age 傷害兒童的人的年齡

Excluding the number of “Unknown”, the age group between 32 and 46 years old represents the highest number of perpetrators in the 2024 child protection cases, accounting for 41.0% of the total number of perpetrators (Graph 10). Most of the perpetrators of sexual abuse and physical harm/abuse come from the age groups of 16 or below and 42 to 46, accounting for 22.1% and 22.8% of the total number of perpetrators for the concerned type of harm/ maltreatment respectively. Table 10 shows the distribution of perpetrators of different age groups by types of harm/maltreatment with the highest number highlighted.

在 2024 年新登記個案中，撇除「不知道」的數目，年齡介乎 32 至 46 歲組別在傷害兒童的人中為最多，佔總傷害兒童的人總數 41.0% (圖 10)。而 16 歲或以下和 42 至 46 歲這兩年齡組別在性侵犯和身體傷害／虐待個案中為最多數，分別佔該虐待類別中傷害兒童的人總數 22.1% 及 22.8%。表 10 顯示按傷害／虐待類別劃分不同年齡組別的傷害兒童的人的人數，並以顏色標示人數最多的組別。

Graph 10 - Distribution of Perpetrators by Age for 2024

圖 10 – 2024 年傷害兒童的人的年齡

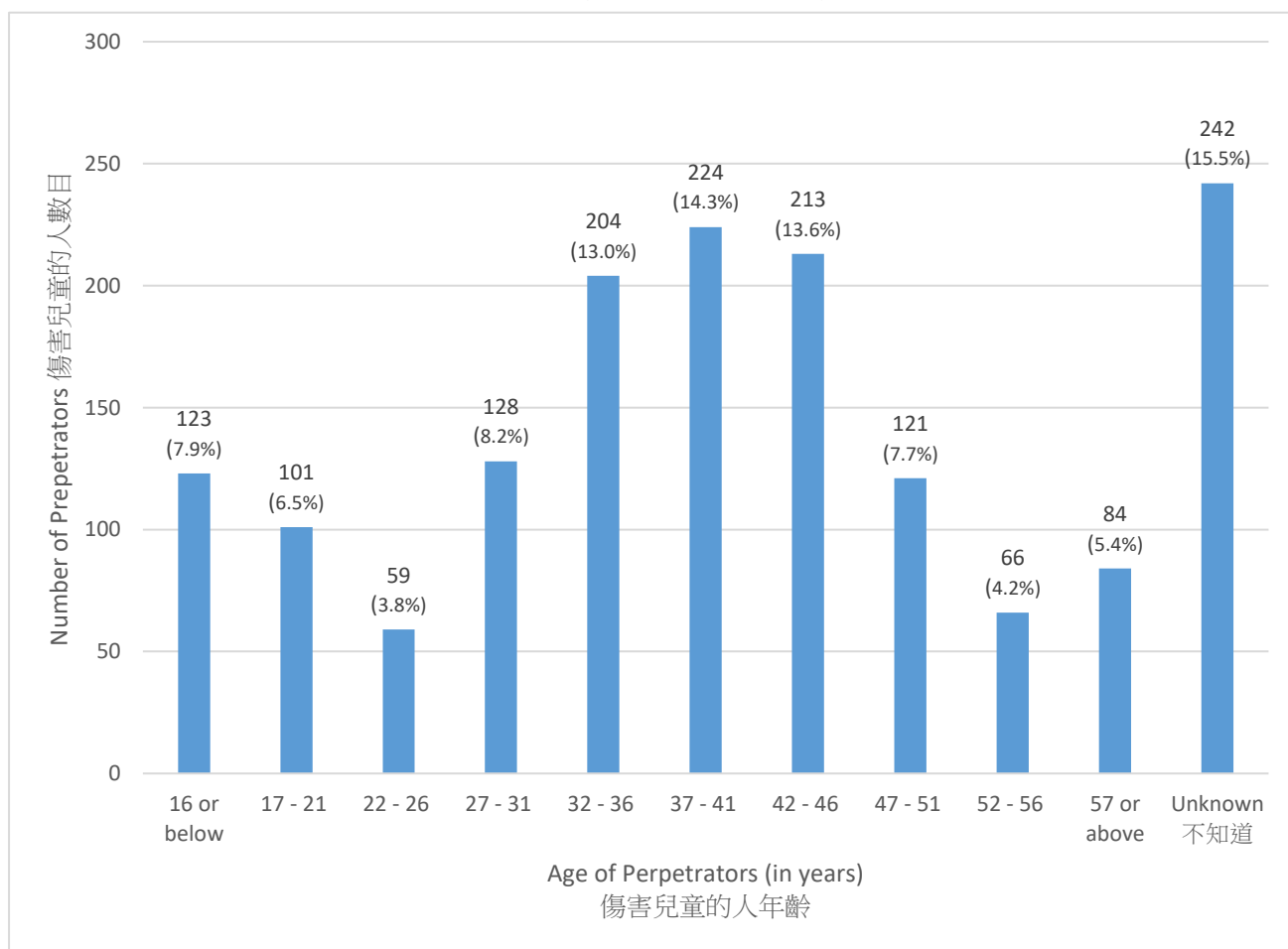


Table 10 –Distribution of Perpetrators by Age and by Types of Harm/Maltreatment

表 10 – 按年齡及傷害／虐待類別劃分傷害兒童的人

Age 年齡	Types of Harm/Maltreatment 傷害／虐待類別					
	Physical Harm/Abuse 身體傷害／ 虐待	Neglect 疏忽照顧	Sexual Abuse 性侵犯	Psychological Harm/Abuse 心理傷害／ 虐待	Multiple Harm/Abuse 多種虐待	Total 總數
16 or below 16 歲或以下	0	3	120	0	0	123
17 – 21	0	5	96	0	0	101
22 – 26	6	20	31	0	2	59
27 – 31	39	57	26	0	6	128
32 – 36	85	94	16	3	6	204
37 – 41	116	83	15	2	8	224
42 – 46	137	51	16	4	5	213
47 – 51	91	15	6	3	6	121
52 – 56	43	8	5	1	9	66
57 or above 57 歲或以上	40	8	26	4	6	84
Unknown 不知道	45	9	185	1	2	242
Total 總數	602	353	542	18	50	1 565

1.3.3 Distribution of Perpetrators by Sex, by Age and by Types of Harm/Maltreatment

傷害兒童的人的性別、年齡及傷害／虐待類別

On Female Perpetrators 女性傷害兒童的人

Table 11 shows the distribution of female perpetrators of different age groups by types of harm/maltreatment, with the highest number highlighted.

表 11 按傷害／虐待類別劃分不同年齡組別的女性傷害兒童的人，並以顏色標示人數最多的組別。

Table 11 – Distribution of Female Perpetrators by Age and by Types of Harm/Maltreatment
表 11 - 按年齡及傷害／虐待類別劃分女性傷害兒童的人

Age 年齡	Types of Harm/Maltreatment 傷害／虐待類別					
	Physical Harm/Abuse 身體傷害／虐待	Neglect 疏忽照顧	Sexual Abuse 性侵犯	Psychological Harm/Abuse 心理傷害／虐待	Multiple Harm/Abuse 多種虐待	Total 總數
16 or below 16 歲或以下	0	3	2	0	0	5
17 – 21	0	4	0	0	0	4
22 – 26	4	19	0	0	2	25
27 – 31	16	50	3	0	4	73
32 – 36	53	75	2	3	4	137
37 – 41	69	68	1	0	5	143
42 – 46	67	34	0	3	3	107
47 – 51	35	11	1	3	4	54
52 – 56	15	3	0	0	5	23
57 or above 57 歲或以上	15	3	1	0	1	20
Unknown 不知道	29	7	35	0	0	71
Total 總數	303	277	45	9	28	662

On Male Perpetrators 男性傷害兒童的人

Table 12 shows the distribution of male perpetrators of different age groups by types of harm/maltreatment, with the highest number highlighted.

表 12 按傷害／虐待類別劃分不同年齡組別的男性傷害兒童的人，並以顏色標示人數最多的組別。

Table 12 – Distribution of Male Perpetrators by Age and by Types of Harm/Maltreatment

表 12 – 按年齡及傷害／虐待類別劃分男性傷害兒童的人

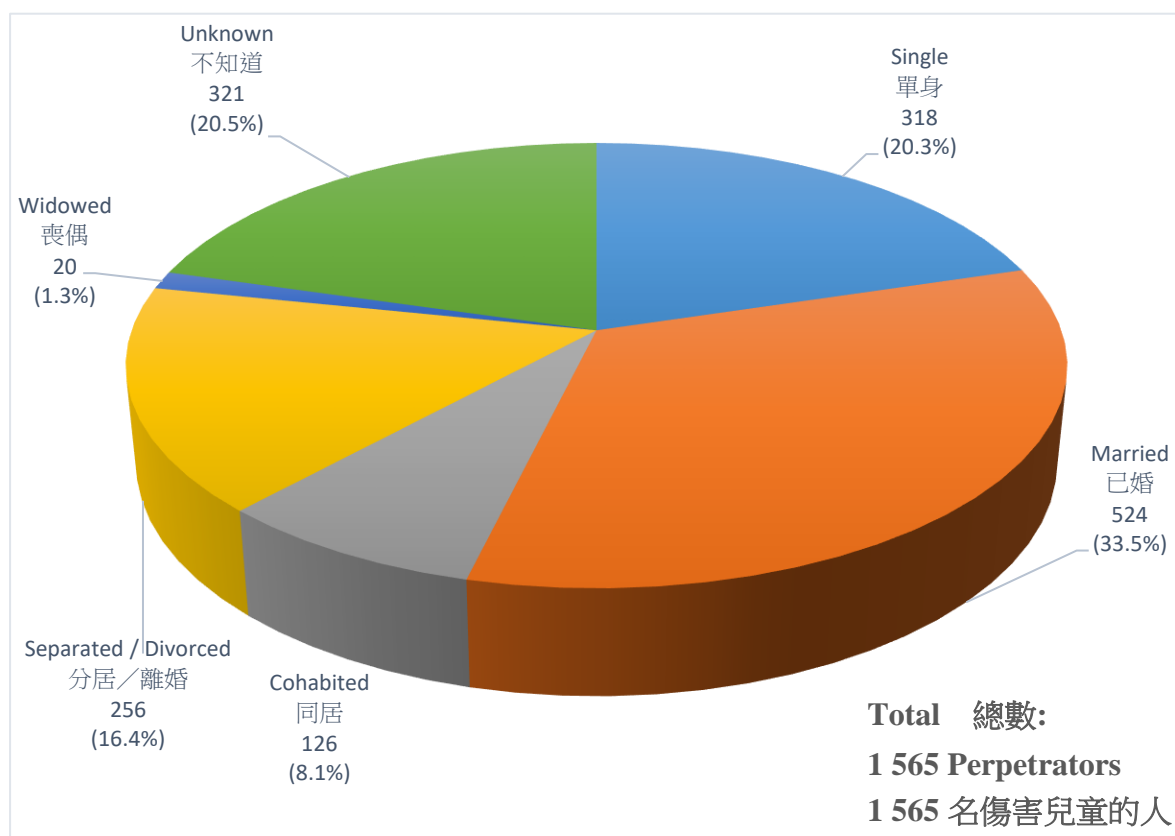
Age 年齡	Types of Harm/Maltreatment 傷害／虐待類別					
	Physical Harm/Abuse 身體傷害／虐待	Neglect 疏忽照顧	Sexual Abuse 性侵犯	Psychological Harm/Abuse 心理傷害／虐待	Multiple Harm/Abuse 多種虐待	Total 總數
16 or below 16 歲或以下	0	0	118	0	0	118
17 – 21	0	1	96	0	0	97
22 – 26	2	1	31	0	0	34
27 – 31	23	7	23	0	2	55
32 – 36	32	19	14	0	2	67
37 – 41	47	15	14	2	3	81
42 – 46	70	17	16	1	2	106
47 – 51	56	4	5	0	2	67
52 – 56	28	5	5	1	4	43
57 or above 57 歲或以上	25	5	25	4	5	64
Unknown 不知道	16	2	150	1	2	171
Total 總數	299	76	497	9	22	903

1.3.4 Marital Status of Perpetrators 傷害兒童的人的婚姻狀況

33.5% of the 1 565 perpetrators of 2024 newly registered cases were married, accounting for the majority of the total number of perpetrators. As some of the perpetrators, particularly for sexual abuse cases, could not be identified or were unrelated persons, the marital status of a certain proportion of the perpetrators was unknown (Graph 11).

在 2024 年新登記個案的 1 565 名傷害兒童的人中，有 33.5% 屬已婚，佔傷害兒童的人總數的大多數。由於部分傷害兒童的人(特別是性侵犯個案)的身分為未能識別，又或者傷害兒童的人屬沒有關係人士，有一定比例的傷害兒童的人的婚姻狀況列為「不知道」(圖 11)。

Graph 11 - Distribution of Perpetrators by Marital Status for 2024
圖 11 – 2024 年傷害兒童的人的婚姻狀況



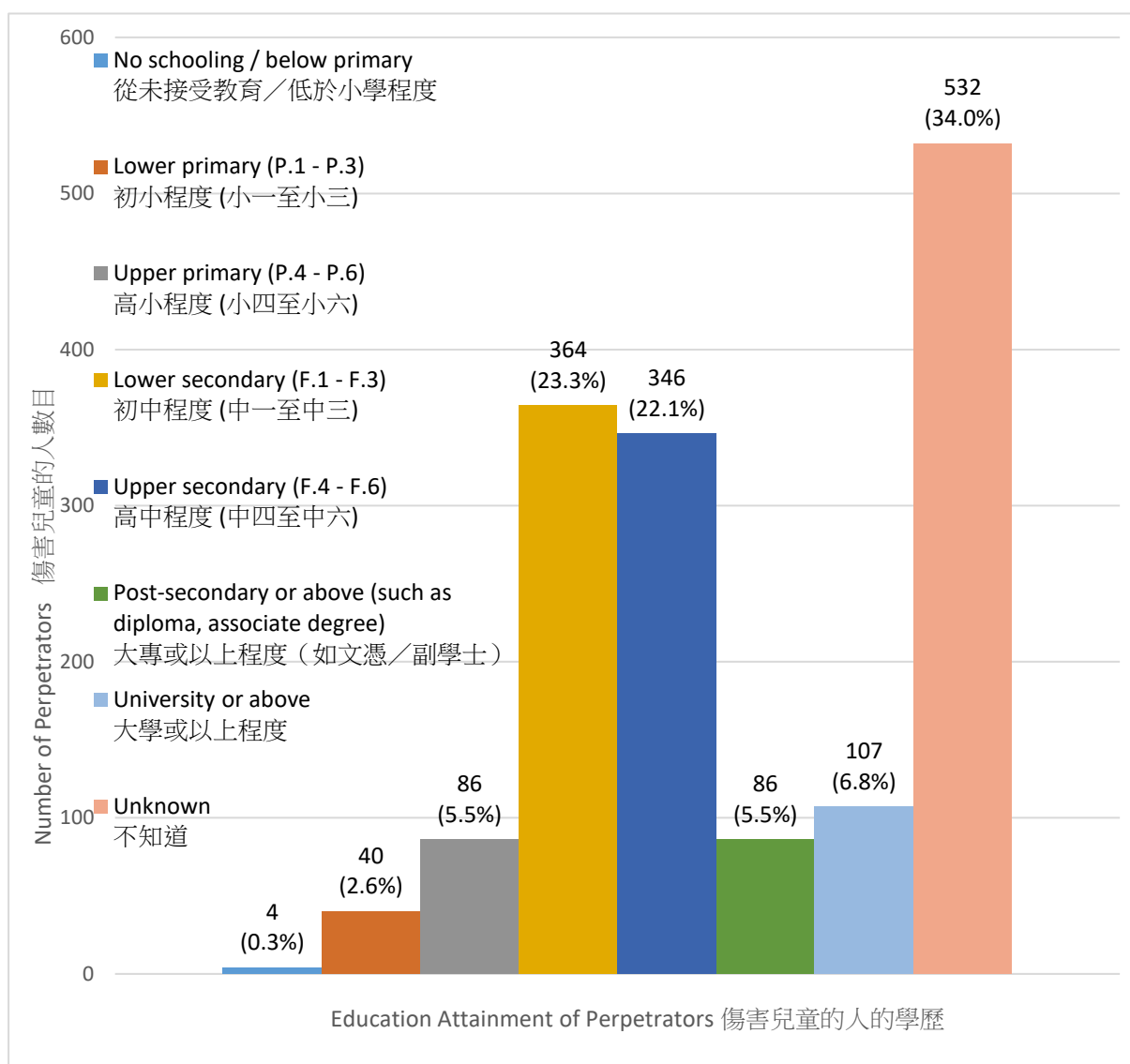
1.3.5 Educational Attainment of Perpetrators 傷害兒童的人的學歷

In 2024, 31.6% of the perpetrators of the newly registered cases were of lower secondary education standard or below. As some of the perpetrators, particularly for sexual abuse cases, could not be identified or were unrelated persons, the educational attainment of a certain proportion of the perpetrators was unknown (Graph 12).

在 2024 年新登記個案中，傷害兒童的人有 31.6% 持有初中或以下程度學歷。由於部分傷害兒童的人(特別是性侵犯個案)的身分為未能識別，又或者屬沒有關係人士，有一定比例的傷害兒童的人的學歷列為「不知道」(圖 12)。

Graph 12 - Distribution of Perpetrators by Educational Attainment for 2024

圖 12 – 2024 年傷害兒童的人的學歷



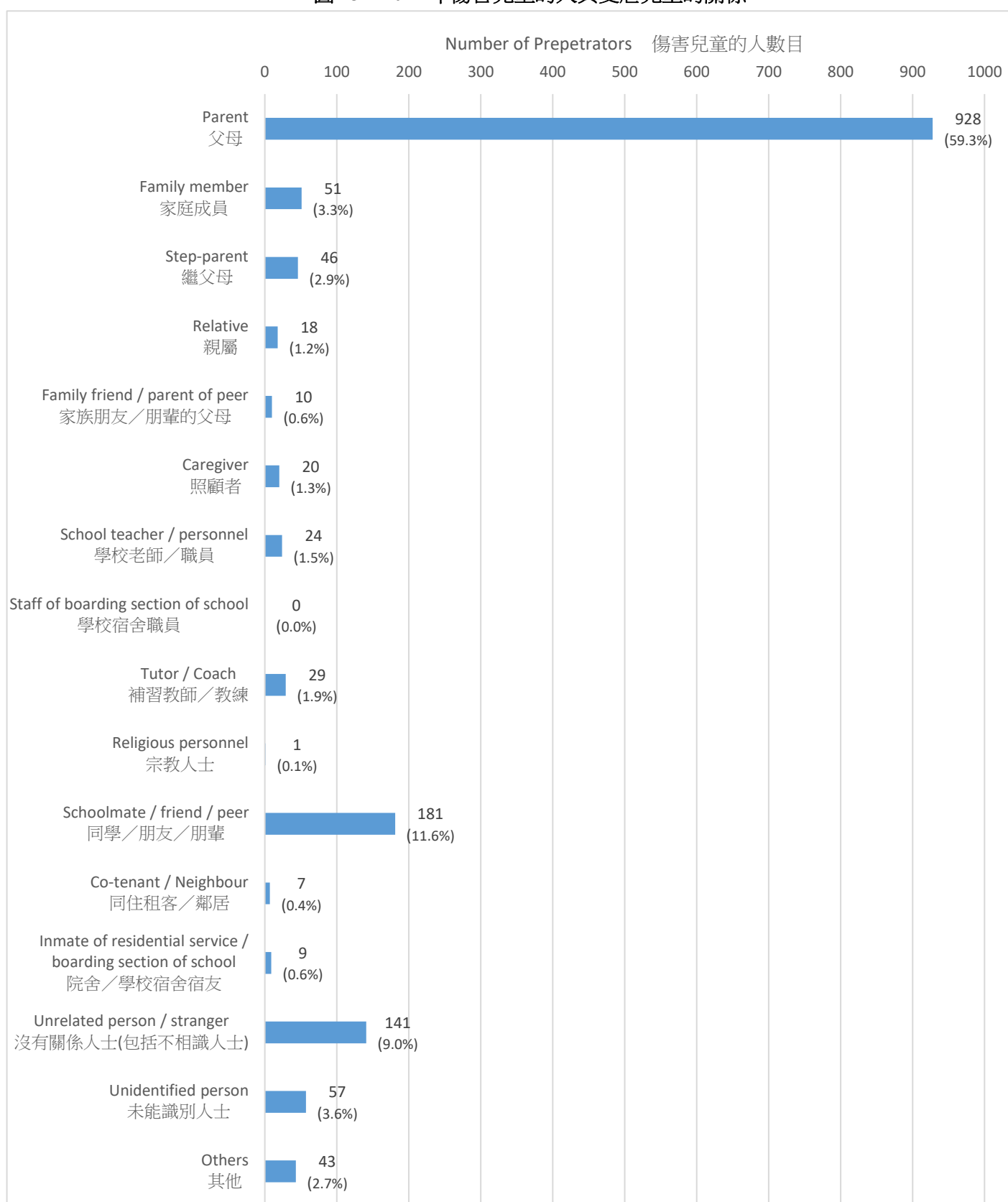
1.3.6 Relationship of Perpetrators and Children 傷害兒童的人與受虐兒童的關係

59.3% of the perpetrators involved in the newly registered cases were parents of the children (Graph 13). In Table 13, the relationship of perpetrators and children with the highest number of cases for each type of harm/maltreatment are highlighted. Among the 542 perpetrators involved in sexual abuse, 33.4% of them were schoolmates /friends /peers whereas majority of perpetrators of the other three types of harm/maltreatment were parents of the children.

新登記個案中，傷害兒童的人有 59.3% 為受虐兒童的父母(圖 13)。表 13 顯示各類傷害／虐待個案中，傷害兒童的人與受虐兒童的關係，並以顏色標示最常見的關係。涉及性侵犯個案的 542 名傷害兒童的人中，有 33.4% 為受虐兒童的同學／朋友／朋輩。至於對兒童作出其餘三種傷害／虐待的傷害兒童的人，多屬受虐兒童的父母。

Graph 13 - Distribution of Perpetrators by Relationship with Children for 2024

圖 13 – 2024 年傷害兒童的人與受虐兒童的關係



**Table 13 – Distribution of Perpetrators’ Relationship with Children
by Types of Harm/Maltreatment**
表 13 – 各種傷害／虐待類別中傷害兒童的人與受虐兒童的關係

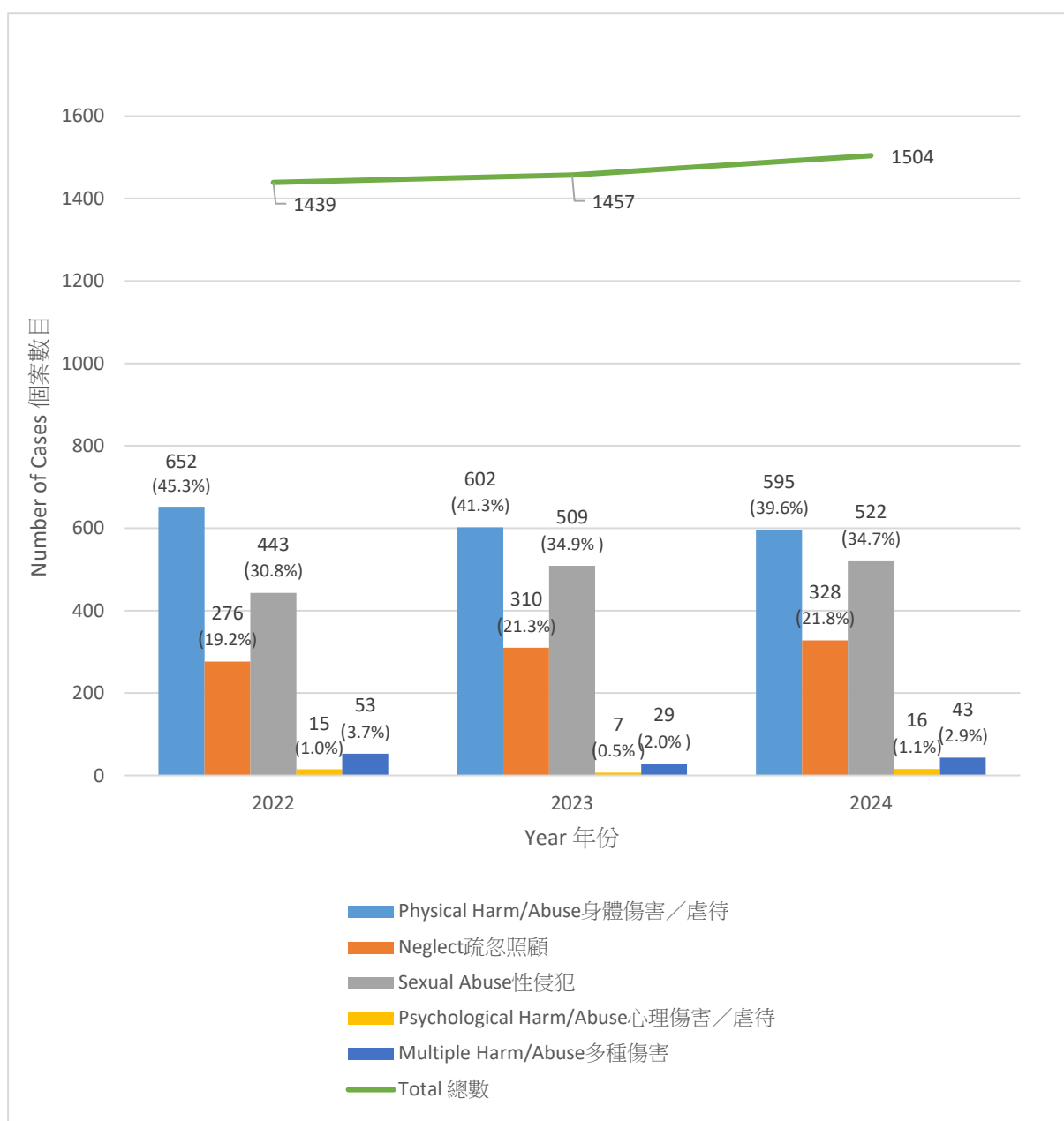
Relationship 關係	Types of Harm/maltreatment 傷害／虐待類別					
	Physical Harm/Abuse 身體傷害／虐待	Neglect 疏忽照顧	Sexual Abuse 性侵犯	Psychological Harm/Abuse 心理傷害／虐待	Multiple Harm/Abuse 多種傷害	Total 總數
Parent 父母	504	337	25	17	45	928
Family member 家庭成員	19	5	25	0	2	51
Step-parent 繼父母	26	2	15	0	3	46
Relative 親屬	7	0	11	0	0	18
Family friend /parent of peer 家族朋友／朋輩的父母	2	1	7	0	0	10
Caregiver 照顧者	14	2	4	0	0	20
School teacher /personnel 學校老師／職員	5	0	18	1	0	24
Staff of boarding section of school 學校宿舍職員	0	0	0	0	0	0
Tutor /Coach 補習老師／教練	10	0	19	0	0	29
Religious personnel 宗教人士	0	0	1	0	0	1
Schoolmate /friend /peer 同學／朋友／朋輩	0	0	181	0	0	181
Co-tenant /Neighbour 合租人／鄰居	0	0	7	0	0	7
Inmate of residential service /boarding section of school 院舍／學校宿舍宿友	0	0	9	0	0	9
Unrelated person /stranger 沒有關係人士／陌生人	0	0	141	0	0	141
Unidentified person 未能識別的人	11	5	41	0	0	57
Others 其他	4	1	38	0	0	43
Total 總數	602	353	542	18	50	1 565

Part 2 第二部分

Comparison of Newly Registered Cases from 2022 to 2024 比較 2022 至 2024 年的新登記個案

2.1 Types of Harm/Maltreatment 傷害／虐待類別

Graph 14 - Distribution of Newly Registered Cases by Types of Harm/Maltreatment
圖 14 – 新登記個案中傷害／虐待類別



2.2 Characteristics of Children

兒童的特點

2.2.1 Distribution of Children by Age

兒童的年齡

Table 14 – Age Distribution of Children

表 14 – 兒童的年齡

Year 年 Age 年齡	2022	2023	2024
0 - 2	230 (16.0%)	190 (13.0%)	183 (12.2%)
3 - 5	142 (9.9%)	135 (9.3%)	132 (8.8%)
6 - 8	200 (13.9%)	194 (13.3%)	203 (13.5%)
9 - 11	273 (19.0%)	291 (20.0%)	291 (19.3%)
12 - 14	383 (26.6%)	412 (28.3%)	449 (29.9%)
15 - 17	211 (14.7%)	235 (16.1%)	246 (16.4%)
Total 總數	1 439 (100%)	1 457 (100%)	1 504 (100.0%)

2.2.2 Distribution of Children by Types of Harm/Maltreatment and by Sex

按傷害／虐待類別及兒童性別劃分

Table 15 – Distribution of Children by Types of Harm/Maltreatment and by Sex

表 15 – 按傷害／虐待類別及兒童性別劃分

Types of Harm/Maltreatment 傷害／虐待類別	2022		2023		2024	
	No. of Boys 男童數目	No. of Girls 女童數目	No. of Boys 男童數目	No. of Girls 女童數目	No. of Boys 男童數目	No. of Girls 女童數目
Physical harm/abuse 身體傷害／虐待	364 (25.3%)	288 (20.0%)	319 (21.9%)	283 (19.4%)	345 (22.9%)	250 (16.6%)
Neglect 疏忽照顧	133 (9.2%)	143 (9.9%)	171 (11.7%)	139 (9.5%)	161 (10.7%)	167 (11.1%)
Sexual abuse 性侵犯	46 (3.2%)	397 (27.6%)	69 (4.7%)	440 (30.2%)	67 (4.5%)	455 (30.3%)
Psychological harm/abuse 心理傷害／虐待	8 (0.6%)	7 (0.5%)	3 (0.2%)	4 (0.3%)	4 (0.3%)	12 (0.8%)
Multiple harm/abuse 多種虐待	22 (1.5%)	31 (2.2%)	15 (1.0%)	14 (1.0%)	17 (1.1%)	26 (1.7%)
Sub-total 小計	573 (39.8%)	866 (60.2%)	577 (39.6%)	880 (60.4%)	594 (39.5%)	910 (60.5%)
Total 總數	1 439 (100%)		1 457 (100%)		1 504 (100.0%)	

2.3 Characteristics of Perpetrators

傷害兒童的人的特點

2.3.1 Distribution of Perpetrators by Age

傷害兒童的人的年齡

Table 16 - Age Distribution of Perpetrators

表 16 – 傷害兒童的人的年齡

Year 年 Age 年齡	2022	2023	2024
16 or below 16 歲或以下	70 (4.6%)	106 (6.9%)	123 (7.9%)
17 – 21	61 (4.0%)	79 (5.1%)	101 (6.5%)
22 – 26	60 (4.0%)	78 (5.1%)	59 (3.8%)
27 – 31	108 (7.1%)	119 (7.7%)	128 (8.2%)
32 – 36	187 (12.3%)	208 (13.5%)	204 (13.0%)
37 – 41	239 (15.8%)	224 (14.6%)	224 (14.3%)
42 – 46	153 (10.1%)	193 (12.5%)	213 (13.6%)
47 – 51	101 (6.7%)	100 (6.5%)	121 (7.7%)
52 – 56	41 (2.7%)	61 (4.0%)	66 (4.2%)
57 or above 57 歲或以上	70 (4.6%)	73 (4.7%)	84 (5.4%)
Unknown 不知道	425 (28.1%)	298 (19.4%)	242 (15.5%)
Total 總數	1 515 (100%)	1 539 (100%)	1 565 (100.0%)

2.3.2 Distribution of Perpetrators by Sex

傷害兒童的人的性別

Table 17 - Sex of Perpetrators

表 17 – 傷害兒童的人的性別

Year 年 Sex 性別	2022	2023	2024
Male 男性	798 (52.7%)	834 (54.2%)	903 (57.7%)
Female 女性	717 (47.3%)	705 (45.8%)	662 (42.3%)
Total 總數	1 515 (100%)	1 539 (100%)	1 565 (100.0%)

2.3.3 Marital Status of Perpetrators 傷害兒童的人的婚姻狀況

Table 18 - Marital Status of Perpetrators
表 18 – 傷害兒童的人的婚姻狀況

Year 年 Marital Status 婚姻狀況	2022	2023	2024
Single 單身	254 (16.8%)	323 (21.0%)	318 (20.3%)
Married 已婚	489 (32.3%)	503 (32.7%)	524 (33.5%)
Cohabited 同居	130 (8.6%)	104 (6.8%)	126 (8.1%)
Separated/divorced 分居／離婚	264 (17.4%)	226 (14.7%)	256 (16.4%)
Widowed 喪偶	18 (1.2%)	21 (1.4%)	20 (1.3%)
Unknown 不知道	360 (23.8%)	362 (23.5%)	321 (20.5%)
Total 總數	1 515 (100%)	1 539 (100%)	1 565 (100.0%)

Note 7: As some of the perpetrators, particularly for sexual abuse cases, could not be identified or were unrelated persons, the marital status of a certain proportion of the perpetrators was unknown.

註 7: 由於部分傷害兒童的人(特別是性侵犯個案)的身分為未能識別，又或屬沒有關係人士，有一定比例的傷害兒童的人的婚姻狀況列為「不知道」。

2.3.4 Educational Attainment of Perpetrators 傷害兒童的人的學歷

Table 19 - Educational Attainment of Perpetrators
表 19 – 傷害兒童的人的學歷

Year 年 Educational Attainment 學歷	2022	2023	2024
No schooling/below primary 從未接受教育／低於小學程度	11 (0.7%)	9 (0.6%)	4 (0.3%)
Lower Primary (P.1 - P.3) 小學程度(小一至小三)	38 (2.5%)	48 (3.1%)	40 (2.6%)
Upper Primary (P.4 - P.6) 小學程度(小四至小六)	59 (3.9%)	82 (5.3%)	86 (5.5%)
Lower secondary (F.1 - F.3) 初中程度(中一至中三)	346 (22.8%)	352 (22.9%)	364 (23.3%)
Upper secondary (F.4 - F.6) 高中程度(中四至中六)	329 (21.7%)	318 (20.7%)	346 (22.1%)
Post-secondary or above (such as diploma, associate degree) 大專或以上程度(如文憑／副學士)	154 (10.2%)	100 (6.5%)	86 (5.5%)
University or above 大學或以上	20 (1.3%)	74 (4.8%)	107 (6.8%)
Unknown 不知道	558 (36.8%)	556 (36.1%)	532 (34.0%)
Total 總數	1 515 (100%)	1 539 (100%)	1 565 (100.0%)

Note 8: Since 2022, the figures of primary and post-secondary or above of newly reported child protection cases have been broken down respectively into lower primary (P.1-P.3) & upper primary (P.4-P.6) and post-secondary or above and university or above respectively.

註 8: 自 2022 年，小學和大專或以上程度的數據已分別細分為「小學程度（小一至小三）」及「小學程度（小四至小六）」和「大專或以上程度(如文憑/副學士)」及「大學或以上」。

2.3.5 Relationship of Perpetrators with Children 傷害兒童的人與受虐兒童的關係

Table 20 - Perpetrators' Relationship with Children

表 20 - 傷害兒童的人與受虐兒童的關係

Relationship 關係	2022	2023	2024
Parent 父母	858 (56.6%)	858 (55.8%)	928 (59.3%)
Family member 家庭成員	51 (3.4%)	53 (3.4%)	51 (3.3%)
Step-parent 繼父母	54 (3.6%)	50 (3.2%)	46 (2.9%)
Relative 親屬	30 (2.0%)	25 (1.6%)	18 (1.2%)
Family friend/parent of peer 家族朋友／朋輩的父母	19 (1.3%)	11 (0.7%)	10 (0.6%)
Caregiver 照顧者	73 (4.8%)	36 (2.3%)	20 (1.3%)
School teacher/Personnel 學校老師／職員	17 (1.1%)	29 (1.9%)	24 (1.5%)
Staff of boarding section of school 學校宿舍職員	0 (0.0%)	2 (0.1%)	0 (0.0%)
Tutor/Coach 補習老師／教練	23 (1.5%)	63 (4.1%)	29 (1.9%)
Religious personnel 宗教人士	1 (0.1%)	4 (0.3%)	1 (0.1%)
School-mate/Friend/peer 同學／朋友／朋輩	174 (11.5%)	190 (12.3%)	181 (11.6%)
Co-tenant/Neighbour 同住租客／鄰居	2 (0.1%)	9 (0.6%)	7 (0.4%)
Inmate of residential service/boarding section of school 院舍／學校宿舍宿友	4 (0.3%)	5 (0.3%)	9 (0.6%)
Unrelated person/Stranger 沒有關係人士	159 (10.5%)	142 (9.2%)	141 (9.0%)
Unidentified person 未能識別人土	45 (3.0%)	62 (4.0%)	57 (3.6%)
Others 其他	5 (0.3%)	0 (0.0%)	43 (2.7%)
Total 總數	1 515 (100%)	1 539 (100%)	1 565 (100.0%)

Appendix

Glossary

In this annual report, the glossary will follow the “Protecting Children from Maltreatment – Procedural Guide for Multi-disciplinary Co-operation” (Procedural Guide 2020) implemented on 1 April 2020 while the same glossary in the “Procedural Guide for Handling Child Abuse Cases” (Procedural Guide 2015) will be compared below. The figures for comparison of different years should be interpreted with caution.

Child Abuse / Child Maltreatment (definition)	<p>As a general guide since implementation of the Procedural Guide 2020, Child Abuse will be often named as child maltreatment.</p> <p>In a broad sense, child maltreatment is defined as any act of commission or omission that endangers or impairs the physical/psychological health and development of an individual under the age of 18. Child maltreatment is committed by individuals, singly or collectively, who by their characteristics (e.g. age, status, knowledge, organisational form) are in a position of differential power that renders a child vulnerable.</p>
--	--

The comparison of types of child abuse in the Procedural Guide 2015 and child maltreatment in Procedural Guide 2020 is as below:-

	Child Abuse (In Procedural Guide 2015)	Child Harm/Maltreatment (In Procedural Guide 2020)
Types	<ul style="list-style-type: none">Physical Abuse <p>It is physical injury or physical suffering to a child, (including non-accidental use of force, deliberate poisoning, suffocation, burning, Munchausen’s Syndrome by Proxy¹, etc.), where there is a definite knowledge, or a reasonable suspicion that the injury has been inflicted non-accidentally;</p> <p>[¹ Munchausen’s Syndrome by Proxy occurs when a parent or guardian falsifies a child’s medical history or alters a child’s laboratory test or actually causes an illness or injury to a child in</p>	<ul style="list-style-type: none">Physical Harm/Abuse <p>This refers to physical injury or suffering inflicted on a child by violent or other means (e.g. punching, kicking, striking with an object, poisoning, suffocation, burning, shaking an infant or Factitious Disorder Imposed on Another²), where there is a definite knowledge, or a reasonable suspicion that the injury has been inflicted non-accidentally.</p> <p>[²Factitious Disorder Imposed on Another, formerly known as Munchausen’s Syndrome by Proxy, occurs when a parent or guardian falsifies physical and psychological signs or symptoms</p>

Child Abuse (In Procedural Guide 2015)	Child Harm/Maltreatment (In Procedural Guide 2020)
<p>order to gain medical attention for the child which may result in innumerable harmful hospital procedures. (Ref.: Zumwalt R.E. & Kirsch C.S., “<u>Pathology of Fatal Child Abuse and Neglect</u>” in R.E. Helfer & R.S. Kempe (Eds.), <u>The Battered Child</u> (4th ed.), pp.247-285, Chicago: University of Chicago Press, 1987.)]</p>	<p>of a child, or induction of injury or disease to a child, or causes a child to receive innumerable unnecessary hospital treatments through other deceitful conducts (e.g. alters a child’s laboratory test report) (Ref.: American Psychiatric Association. (2013). <u>Diagnostic and Statistical Manual of Mental Disorders</u> (5th Edition).)]</p>
<ul style="list-style-type: none"> • Neglect <p>It is severe or a repeated pattern of lacking of attention to a child’s basic needs that endangers or impairs the child’s health or development. Neglect may be :</p> <ul style="list-style-type: none"> ❖ Physical (e.g. failure to provide necessary food, clothing or shelter, failure to prevent physical injury or suffering, lack of appropriate supervision or being left unattended) ❖ Medical (e.g. failure to provide necessary medical or mental health treatment) ❖ Educational (e.g. failure to provide education or ignoring educational needs arising from a child’s disability³) ❖ Emotional (e.g. ignoring a child’s emotional needs, failure to provide psychological care); <p>[³According to the Disability Discrimination Ordinance Code of Practice on Education, the provisions of the Disability</p>	<ul style="list-style-type: none"> • Neglect <p>This refers to a severe or repeated pattern of lack of attention to a child’s basic needs that endangers or impairs the child’s health or development.</p> <ul style="list-style-type: none"> (a) Physical neglect includes failure to provide necessary food/clothing/shelter, failure to prevent physical injury/suffering, lack of appropriate supervision, leaving a young child unattended, improper storage of dangerous drugs resulting in accidental ingestion by a child or allowing a child to stay in a drug-taking environment resulting in inhalation of the dangerous drugs by a child. Drug/alcohol abuse during pregnancy can affect the health and development of an infant. If a pregnant woman fails to receive treatment for drug /alcohol abuse or make every effort to reduce her drug/alcohol use during pregnancy resulting in signs of poisoning (e.g. being tested positive for dangerous drugs or alcohol)

Child Abuse (In Procedural Guide 2015)	Child Harm/Maltreatment (In Procedural Guide 2020)
<p>Discrimination Ordinance apply to a wide range of persons, including those usually referred to as persons with intellectual disability or mental handicap, autism, specific learning disabilities, hearing impairment, visual impairment, physical disability or handicap, mental illness and various other chronic illnesses, and persons who are infected with the human immunodeficiency virus (commonly known as “HIV-positive”) or who have acquired immune deficiency syndrome (commonly known as “AIDS”)]</p>	<p>of the newborn or withdrawal symptoms for dangerous drug or alcohol of the infant, these cases may be handled as suspected neglect; or</p> <p>(b) Medical neglect includes failure to provide necessary medical or mental health treatment to a child; or</p> <p>(c) Educational neglect includes failure to provide education or ignoring the educational/training needs arising from a child’s disability⁴.</p>

(Emotional neglect has been put under psychological harm/maltreatment)

[⁴According to the “Disability Discrimination Ordinance Code of Practice on Education”, the provisions of the “Disability Discrimination Ordinance” apply to a wide range of persons, including those usually referred to as persons with intellectual disability or mental handicap, autism, specific learning disabilities, hearing impairment, visual impairment, physical disability or handicap, mental illness and various other chronic illnesses, and persons who are infected with the human immunodeficiency virus (commonly known as “HIV-positive”) or who have acquired immune deficiency syndrome (commonly known as “AIDS”).]

**Child Abuse
(In Procedural Guide 2015)**

- **Sexual Abuse**

It is an involvement of a child in a sexual activity (e.g. rape, oral sex) which is unlawful, or to which a child is unable to give informed consent⁵. This includes direct or indirect sexual exploitation and abuse of a child (e.g. production of pornographic material). It may be committed by individuals whether inside the home or outside. It may be committed by parents, or carers or other adults singly or acting in an organised way, or children. It includes acts which may be rewarded or apparently attractive to the child. It may be committed by individuals either known or strange to the child; (Child sexual abuse is different from casual sexual relationship that does not include any sexual exploitation, e.g. between a boy and a girl, though the boy can be liable for offences like indecent assault or unlawful sexual intercourse with an under aged girl.)

[⁵Any dependent, developmentally immature children or adolescents involved in sexual activities that they do not fully comprehend are considered unable to give “informed consent”. For instance, when a child is involved in a sexual act for snacks or money as a reward, though the child may say “yes” to the perpetrator, this should not be regarded as “informed consent” given by the child.]

**Child Harm/Maltreatment
(In Procedural Guide 2020)**

- **Sexual Abuse**

This refers to forcing or enticing a child to take part in any acts of sexual activity for sexual exploitation or abuse and the child does not consent to or fully understand or comprehend this sexual activity that occurs to him/her due to mental immaturity. This sexual activity includes behaviours that have or do not have direct physical contact with children (e.g. rape, oral sex, procuring a child to masturbate others/exposing his/her sexual organs, or posing in an obscene way/watching sexual activities of others, production of pornographic material, forcing a child to engage in prostitution, etc.).

Sexual abuse may be committed inside or outside the home or through social media on the internet by perpetrators acting individually or in an organised manner. It includes luring a child through rewards or other means for abuse, including sexual grooming, which refers to designedly establish a relationship/an emotional connection with a child by various means for gaining his/her trust with an intent to sexually abuse him/her (e.g. communicating with a child through mobile phone or the Internet).

Consensual sexual activity between an adolescent and another person may also involve sexual exploitation by a person whose characteristics are in a

Child Abuse (In Procedural Guide 2015)	Child Harm/Maltreatment (In Procedural Guide 2020)
<ul style="list-style-type: none"> Psychological Abuse It is the repeated pattern of behaviour and attitudes towards a child or extreme incident that endangers or impairs the child's emotional or intellectual development. Examples include acts of spurning, terrorizing, isolating, exploiting/corrupting, denying emotional responsiveness, conveying to a child that he/she is worthless, flawed, unwanted or unloved. Such act damages immediately or ultimately the behavioural, cognitive, affective or physical functioning of the child. Multiple Abuse Combination of more than one of the above four types of abuse. 	<p>position of differential power to the adolescent. Cases where the adolescent is not mentally mature, too young (e.g. under the age of 13) or the sexual activity leads to sexually transmitted diseases ("STDs") or pregnancy may be handled as suspected sexual abuse</p> <ul style="list-style-type: none"> Psychological Harm/Abuse This refers to a repeated pattern of behaviour and/or interaction between carer and child, or an extreme incident that endanger(s) or impair(s) the child's physical and psychological health (including emotional, cognitive, social and physical development). Multiple Harm/Abuse Combination of more than one of the above four types of harm/maltreatment.
Case	One case refers to one child.
Newly Registered Cases	Newly registered cases include cases involving children having been harmed/maltreated or currently at risk of harm/maltreatment.

附錄

詞彙表

本年報採用 2020 年 4 月 1 日落實的《保護兒童免受虐待—多專業合作程序指引》(《2020 年程序指引》)的詞彙表，以下會比較出現在《處理虐待兒童個案程序指引》(《2015 年程序指引》)的相同詞彙。比較不同年份的數據時須小心解讀。

傷害／虐待兒童 (定義) 自《2020 年程序指引》正式實施後，英文版本的「**child abuse**」通常稱為「**child maltreatment**」(中文版本則沿用「虐待兒童」)。

廣泛而言，虐待兒童是指對十八歲以下人士作出／不作出某行為以致兒童的身心健康發展受危害或損害。虐待兒童是指人們(單獨或集體地)利用本身與兒童之間權力差異的特殊地位(例如年齡／知識／組織形式)使兒童處於一個易受傷害的境況而作出的。

以下會比較《2015 年程序指引》與《2020 年程序指引》中的虐兒個案類別：

	虐待兒童 (2015 年程序指引)	虐待兒童 (2020 年程序指引)
種類	• 身體虐待	• 身體傷害／虐待
	指對兒童造成身體傷害或痛苦(包括非意外使用暴力、蓄意下毒、使窒息、灼傷或「照顧者假裝兒童生病求醫」 ¹ 等)，而且有明確的資料可以肯定或合理地懷疑這些傷害並非意外造成的。	指對兒童使用暴力或以其他方式令兒童身體受傷或痛苦(例如拳打腳踢、以物件擊打、下毒、使窒息、灼傷、搖盪嬰兒或照顧者假裝兒童生病求醫 ² 等)，而且有明確的資料可以肯定或合理地懷疑這些傷害並非意外造成的。
	[¹ 「照顧者假裝兒童生病求醫」(Munchausen's Syndrome by Proxy)指兒童的父母或監護人為求讓兒童得到醫治而虛構其病歷，竄改其化驗報告，或實際導致其患病或受傷，令其因而可能需要多次接受有害的醫院療程。	[² 照顧者假裝兒童生病求醫，以往稱為 Munchausen Syndrome by Proxy，]指兒童的父母或監護人虛構兒童在身體或心理上的病徵、或實際導致其患病或受傷、或藉其他欺騙行為(例如竄改其化驗報告)，令兒童因而可能需要多次接受不必要的醫院療程。

虐待兒童
(2015 年程序指引)

(參考資料：Zumwalt R.E. & Kirsch C.S., “Pathology of Fatal Child Abuse and Neglect” in R.E. Hefler & R.S. Kempe (Eds.), The Battered Child (4th ed.), pp. 247-285, Chicago: University of Chicago Press, 1987.)]

- 疏忽照顧

指嚴重或重複地忽視兒童的基本需要，以致危害或損害兒童的健康或發展。疏忽照顧可以是：

- 身體方面(例如沒有提供必需的飲食、衣服或住所，沒有避免兒童身體受傷或痛苦、缺乏適當的看管或獨留兒童在家)
- 醫療方面(例如沒有提供必需的醫療或精神治療)
- 教育方面(例如沒有提供教育或忽視因兒童的身體殘疾³而引起的教育需要)
- 情感方面(例如忽視兒童的情感需要、沒有提供心理照顧)

³ 根據《殘疾歧視條例教育實務守則》，《殘疾歧視條例》保障的殘疾人士類別極其廣泛，包括一般被稱為智障或弱智、自閉症、特殊學習障礙、聽障、視障、肢體傷殘人士，精神病患者及各種長期病患者，以及後天免疫力缺乏症病毒(常稱為「愛滋病毒」)感染者或後天免疫力

虐待兒童
(2020 年程序指引)

(參考資料：American Psychiatric Association. (2013). Diagnostic and Statistical Manual of Mental Disorders (5th Edition).)

- 疏忽照顧

指嚴重或重複地忽視兒童的基本需要，以致危害或損害兒童的健康或發展。

- 身體方面

- ◆ 包括沒有給予兒童必需的飲食／衣服／住所、沒有避免兒童身體受傷／受痛苦、缺乏適當看管兒童、獨留年幼兒童不顧、沒有適當儲存危險藥物而令兒童誤服或讓兒童身處吸食危險藥物的環境，以致兒童吸入危險藥物。

- ◆ 孕婦於懷孕期間濫用藥物／酒精可能令嬰兒的健康及成長受影響。如有關孕婦在懷孕期間沒有接受濫藥／戒酒治療或盡力減低其濫用藥物／酒精的次數，以致嬰兒出生時身體呈現中毒跡象(例如身體驗出危險藥物或酒精)或嬰兒呈現

虐待兒童
(2015 年程序指引)

缺乏症(常稱為「愛滋病」)患者等。

虐待兒童
(2020 年程序指引)

危險藥物或酒精的脫癮癥狀，可被視為懷疑疏忽照顧處理；或

- 醫療方面：
 - ◆ 包括沒有讓兒童接受必須的醫療或精神治療；或
- 教育方面：
 - ◆ 包括沒有讓兒童接受教育，或忽視因兒童的殘疾⁴而引起的教育／訓練需要。

(情感方面的疏忽照顧歸類為心理傷害／虐待)

⁴ 根據《殘疾歧視條例教育實務守則》，《殘疾歧視條例》保障的殘疾人士類別極其廣泛，包括一般被稱為智障或弱智、自閉症、特殊學習障礙、聽障、視障、肢體傷殘、精神病人及各種長期病患者，以及後天免疫力缺乏症病毒(常稱為「愛滋病病毒」)感染者或後天免疫力缺乏症(常稱為「愛滋病」)患者等。

- 性侵犯

性侵犯指牽涉兒童的非法性活動(例如強姦、口交)，或兒童不能作出知情同意⁵的性活動，包括直接或間接對兒童作出性方面的利用或侵犯(例如製作色情物品)。性侵犯可能發生在家中或其他地方，侵犯者可能是兒童的父母、照顧者、其

- 性侵犯

指強逼或誘使兒童參與性活動，以對兒童作出性方面的利用或侵犯，而兒童並不同意或因心智發展未成熟而不能完全明白或理解發生在他／她身上的這些性活動。

這些性活動包括與兒童有

虐待兒童 (2015 年程序指引)

他成年人甚或其他兒童，侵犯行為可以個別或有組織的方式進行。性侵犯包括以獎賞或其他方式引誘兒童加以侵犯，侵犯者可能是兒童認識的人或是陌生人。(兒童性侵犯有異於隨便的性關係，後者不涉及一方對另一方性方面的利用，例如男童與女童之間隨便的性關係，雖然男童可能會因此觸犯猥褻侵犯(非禮)或與未成年少女非法性交的罪行。)

⁵ 任何依賴他人照顧或發展不成熟的兒童和青少年如涉及其不能完全明白的性活動，會被視作不能作出「知情同意」。舉例來說，某名兒童如為了換取零食或金錢而涉及性活動，即使他曾經向施虐者表示「同意」，也不能被視作已經作出「知情同意」。

• 精神虐待

指危害或損害兒童情緒或智力發展的重複行為及態度模式或極端事件。例如羞辱、驚嚇、孤立、剝削／利誘、漠視兒童的情緒反應，向兒童傳遞他／她是沒有價值、有缺點、沒有人要或沒有人愛的訊息。這些行為會即時或長遠損害兒童的行為、認知、情感或生理功

虐待兒童 (2020 年程序指引)

直接身體接觸或沒有身體接觸的行為(例如強姦、口交、促使兒童為他人手淫／展示其性器官或作淫褻姿勢／觀看其他人的性活動、製作色情物品、強逼兒童從事賣淫活動等)。

性侵犯可能發生在家中或其他地方，或透過網上社交平台，以個別或有組織的方式進行，包括以獎賞或其他方式引誘兒童加以侵犯，亦包括為性目的誘識兒童，即有計劃地透過不同方法(例如藉流動電話或互聯網與兒童通訊)與兒童建立關係及／或情感聯繫，以博取兒童的信任，意圖對他們作出性侵犯。

少年人自願或同意與他人進行性活動亦有可能是有人利用本身與少年人之間權力差異的特殊地位而對少年人在性方面作出利用。若相關的少年人心智發展未成熟、年齡太小(例如小於 13 歲)或因性行為導致染上性病或懷孕，可被視為懷疑性侵犯處理。

• 心理傷害／虐待

指危害或損害兒童身心健康(包括兒童的情緒、認知、社交或身體發展)的重複的行為及／或照顧者與兒童之間的相處模式；或極端事件。

	虐待兒童 (2015 年程序指引)	虐待兒童 (2020 年程序指引)
	能。	
	<ul style="list-style-type: none"> • 多種虐待 	<ul style="list-style-type: none"> • 多種傷害／虐待
	指在上述 4 類虐待行為中，同時作出多於 1 類虐待行為。	指在上述 4 類傷害／虐待行為中，同時作出多於 1 類傷害／虐待行為。
個案	一宗個案指一位兒童	
新登記個案	新登記個案包括兒童曾經受到傷害／虐待或現正面對遭受傷害／虐待的危機。	