

Child Protection Registry

保護兒童資料系統

Statistical Report

統計報告

2025

Index

Foreword.....	1
Part 1: Newly Registered Cases in 2025	3
1.1 General Information.....	3
1.1.1 Types of Harm/Maltreatment	3
1.1.2 Distribution by District.....	4
1.1.3 Multi-disciplinary Case Conference on Protection of Child with Suspected Maltreatment	6
1.1.4 Risk Factors of Child Maltreatment at the Time of Identification/Disclosure/Investigation and Assessment.....	7
1.2 Characteristics of Children	14
1.2.1 Distribution of Children by Sex	14
1.2.2 Distribution of Children by Age.....	16
1.2.3 Distribution of Children by Age, by Sex and by Types of Harm/maltreatment.....	17
1.2.4 Ethnicity of Children.....	19
1.2.5 Distribution of Children by Types of Children's Disabilities and by Types of Harm/Maltreatment.....	20
1.2.6 Living Arrangement of Children.....	23
1.3 Characteristics of Perpetrators	24
1.3.1 Distribution of Perpetrators by Sex.....	24
1.3.2 Distribution of Perpetrators by Age	26
1.3.3 Distribution of Perpetrators by Sex, by Age and by Types of Harm/Maltreatment	28
1.3.4 Marital Status of Perpetrators.....	30
1.3.5 Educational Attainment of Perpetrators	31
1.3.6 Relationship of Perpetrators and Children	32

Part 2: Comparison of Newly Registered Cases from 2023 to 2025.....	35
2.1 Types of Harm/Maltreatment.....	35
2.2 Characteristics of Children	36
2.2.1 Distribution of Children by Age.....	36
2.2.2 Distribution of Children by Types of Harm/Maltreatment and by Sex	36
2.3 Characteristics of Perpetrators	37
2.3.1 Distribution of Perpetrators by Age	37
2.3.2 Distribution of Perpetrators by Sex.....	37
2.3.3 Marital Status of Perpetrators.....	38
2.3.4 Educational Attainment of Perpetrators	39
2.3.5 Relationship of Perpetrators with Children.....	40
Appendix	41
Glossary.....	41

Remarks

1. ‘Child/children’ in the report includes child/children having been harmed/maltreated or currently at risk of harm/maltreatment.
2. ‘Perpetrator(s)’ in this report includes perpetrator/suspected perpetrator/alleged perpetrator [for case where parent(s) is/are perpetrator(s)/suspected perpetrator(s)/alleged perpetrator(s), parent includes step parent and adoptive parent].
3. Owing to the rounding effect, the total percentage may not add up to 100 as shown in the graphs and tables.

索引

前言	2
第一部分：2025年新登記個案	3
1.1 基本資料	3
1.1.1 傷害／虐待類別	3
1.1.2 發生的地區	4
1.1.3 保護懷疑受虐待兒童多專業個案會議	6
1.1.4 在識別／揭露／調查及評估個案期間虐待兒童的風險因素	7
1.2 兒童的特點	14
1.2.1 兒童的性別	14
1.2.2 兒童的年齡	16
1.2.3 兒童的年齡、性別及傷害／虐待類別	17
1.2.4 兒童種族	19
1.2.5 兒童殘疾及傷害／虐待類別	20
1.2.6 兒童的住處	23
1.3 傷害兒童的人的特點	24
1.3.1 傷害兒童的人的性別	24
1.3.2 傷害兒童的人的年齡	26
1.3.3 傷害兒童的人的性別／年齡及傷害／虐待的類別	28
1.3.4 傷害兒童的人的婚姻狀況	30
1.3.5 傷害兒童的人的學歷	31
1.3.6 傷害兒童的人與受虐兒童的關係	32

第二部分：比較 2023 至 2025 年的新登記個案	35
2.1 傷害／虐待類別.....	35
2.2 兒童的特點.....	36
2.2.1 兒童的年齡.....	36
2.2.2 按傷害／虐待類別及兒童性別劃分.....	36
2.3 傷害兒童的人的特點.....	37
2.3.1 傷害兒童的人的年齡.....	37
2.3.2 傷害兒童的人的性別.....	37
2.3.3 傷害兒童的人的婚姻狀況.....	38
2.3.4 傷害兒童的人的學歷.....	39
2.3.5 傷害兒童的人與受虐兒童的關係.....	40
附錄.....	44
詞彙表.....	44

備註

1. 此報告內的兒童包括曾經受到傷害／虐待或現正面對遭受傷害／虐待風險的兒童。
2. 此報告內傷害兒童的人包括傷害／懷疑傷害／潛在傷害兒童的人〔涉及父母是傷害／懷疑傷害／潛在傷害兒童的人的個案，父母包括繼父母和領養父母。〕
3. 由於四捨五入的關係，圖表及列表中百分比的總和未必等於 100。

Foreword

The Child Protection Registry (CPR) has been computerised and administered by the Family and Child Welfare Branch of the Social Welfare Department (SWD) since June 1994. Functions of the CPR include case registration, case checking and provision of statistical information on registered cases involving children having been harmed/maltreated or currently at risk of harm/maltreatment. Service units of both SWD and Non-Governmental Organisations (NGOs) may register cases handled by them with the CPR. Following the review of the CPR and the revision of the data input forms adopted for reporting child protection cases to the CPR, the CPR was further enhanced in September 2022 to capture more information on the cases.

Since 1996, statistical reports on the CPR have been published on an annual basis to provide general information and demographic data on registered cases involving children having been harmed/maltreated or currently at risk of harm/maltreatment in the year. This report, “Statistical Report 2025”, consists of two parts. Part 1 is on the cases registered in 2025 and Part 2 is on a comparison of newly registered cases from 2023 to 2025. In each part, general information on the cases and descriptive data on the characteristics of the children and the perpetrators are presented.

Family and Child Welfare Branch

Social Welfare Department

May 2026

前言

保護兒童資料系統由社會福利署(社署)家庭及兒童福利科負責管理，並自 1994 年 6 月起開始電腦化。該系統的功能包括個案登記、個案查詢，以及提供曾經受到傷害／虐待或現正面對遭受傷害／虐待風險的兒童，其已登記個案的統計資料。社署及非政府機構轄下服務單位均可向保護兒童資料系統登記所處理的個案。經檢討及修訂保護兒童資料系統資料輸入表格後，系統於 2022 年 9 月已進一步提升，以收集更多有關個案的資料。

保護兒童資料系統統計報告自 1996 年起每年發表，以提供該年內曾經受到傷害／虐待或現正面對遭受傷害／虐待風險的兒童所登記個案的基本資料及人口數據。《2025 年統計報告》由兩個部分組成。第一部分是關於 2025 年的新登記個案，而第二部分是比較 2023 至 2025 年的新登記個案。每個部分均會提供個案基本資料，並就受虐兒童及傷害兒童的人的特徵提供描述數據。

社會福利署
家庭及兒童福利科
2026 年 5 月

Part 1 第一部分

Newly Registered Cases in 2025

2025 年新登記個案

There were 1 354 newly registered cases in 2025.
在 2025 年有 1 354 宗新登記個案。

1.1 General Information

基本資料

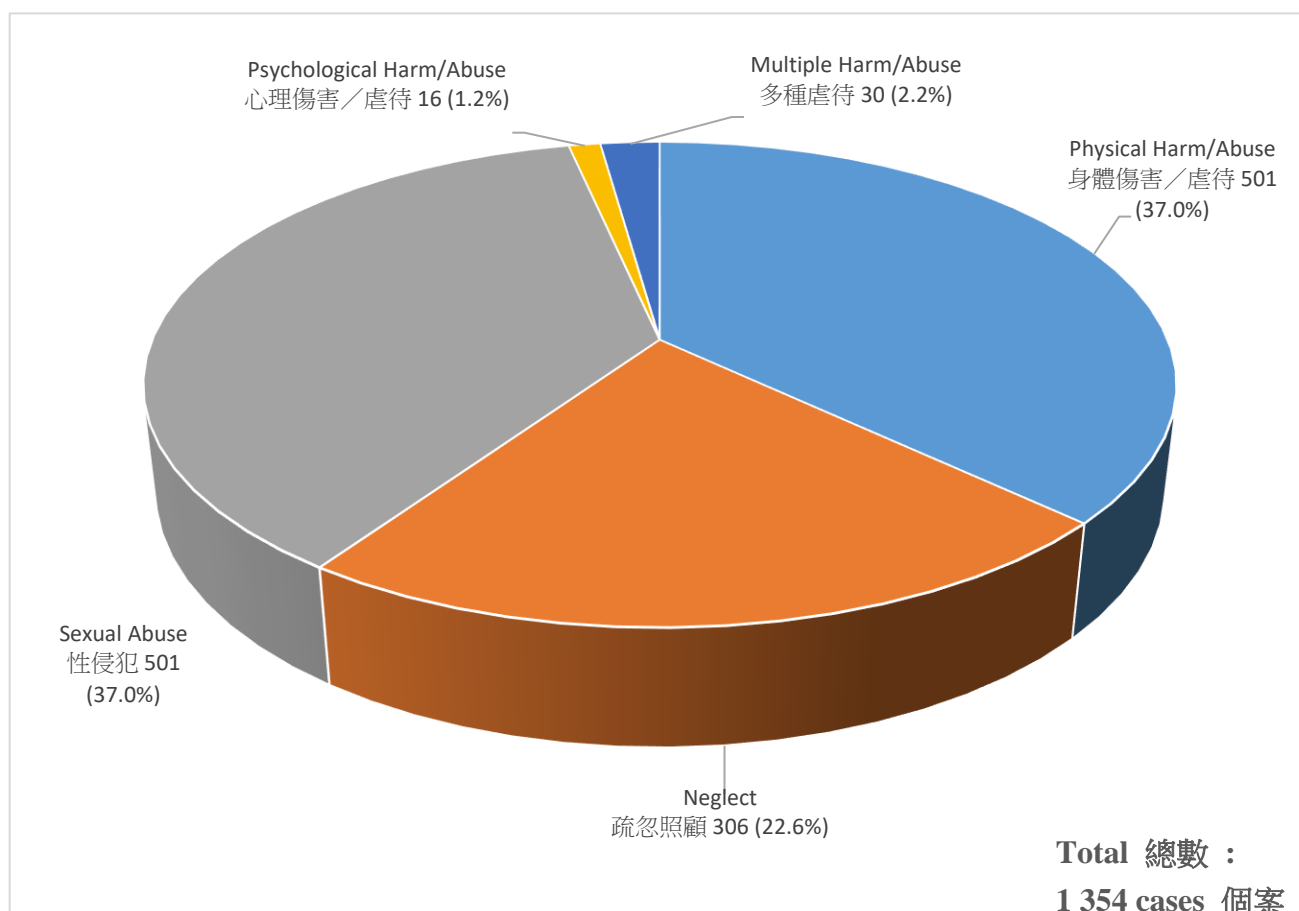
1.1.1 Types of Harm/Maltreatment

傷害／虐待類別

Among the newly registered cases in 2025, 37.0% were physical harm/abuse, 37.0% were sexual abuse, 22.6% were neglect, 2.2% were multiple harm/abuse and 1.2% were psychological harm/abuse (Graph 1).

在 2025 年的新登記個案中，37.0% 為身體傷害／虐待，37.0% 為性侵犯，22.6% 為疏忽照顧，2.2% 為多種虐待，以及 1.2% 為心理傷害／虐待(圖 1)。

Graph 1: Distribution of Newly Registered Cases by Types of Harm/Maltreatment for 2025
圖 1：2025 年新登記個案的類別



1.1.2 Distribution by District 發生的地區

The three districts with the highest number of newly registered cases having the maltreatment incidents taking place were Yuen Long District (12.1%), Tuen Mun District (10.3%) and Kwun Tong District (10.0%) (Graph 2). Table 1 shows the incidence rate per 1 000 children (aged 0–17) population in different districts with the three districts having the highest incidence rate highlighted.

在新登記個案中，發生最多虐兒事件的 3 個地區分別是元朗區(12.1%)、屯門區(10.3%)和觀塘區(10.0%)(圖 2)。表 1 顯示各區每 1 000 名兒童人口(年齡介乎 0 至 17 歲)的虐兒事件發生率，發生率最高的 3 個地區以顏色標示。

Graph 2: Distribution of Newly Registered Cases by District for 2025

圖 2：2025 年新登記個案的發生地區

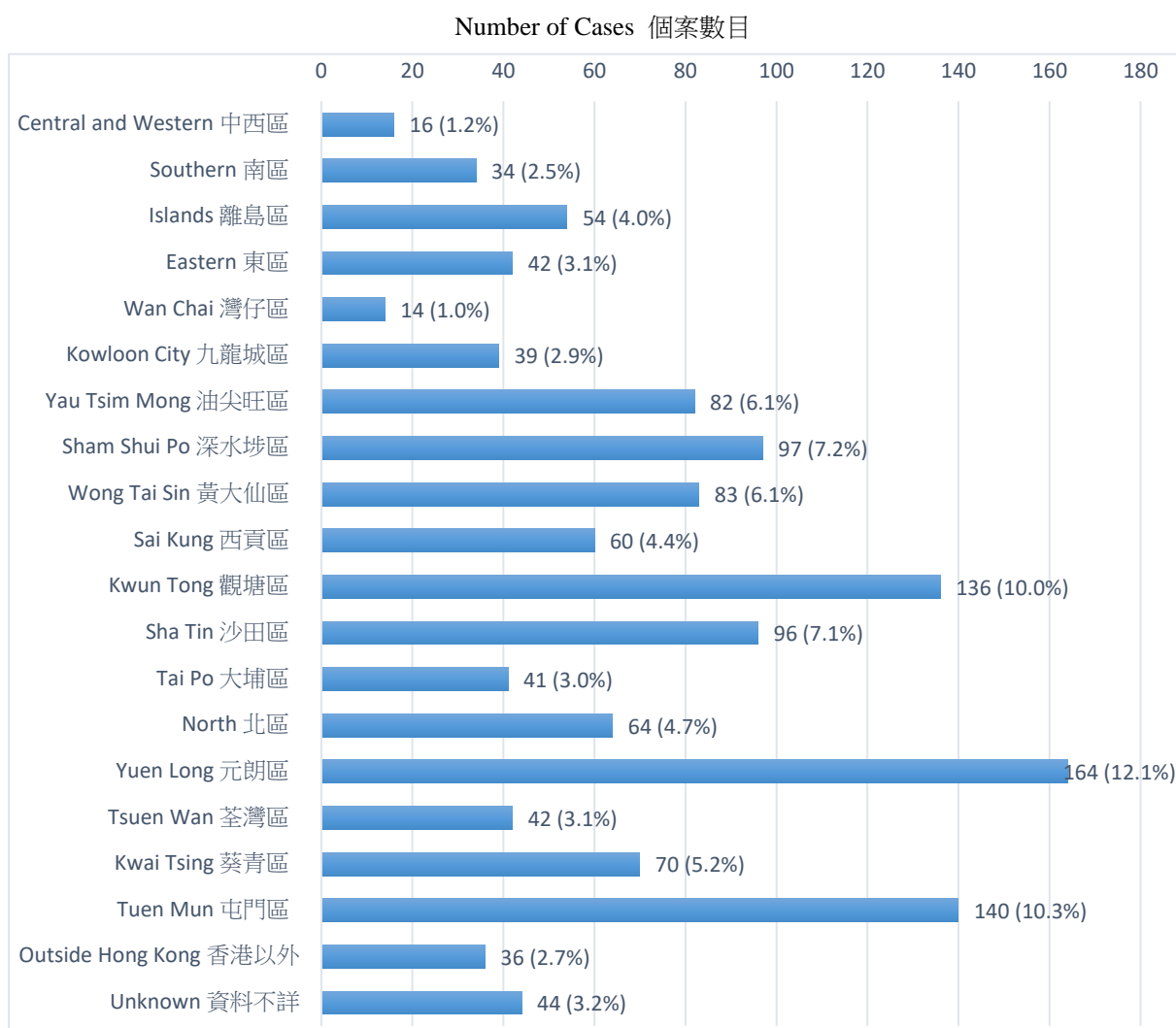


Table 1 - Distribution of Newly Registered Cases and Incidence Rate by District

表 1 – 各區新登記個案數目及虐兒事件發生率

District 地區	No. of Cases 個案數目	Incidence Rate Per 1 000 Children Aged 0 – 17 in the District 區內每 1 000 名 0-17 歲 兒童的虐兒事件發生率
Central and Western 中西區	16 (1.2%)	0.62
Southern 南區	34 (2.5%)	1.23
Islands 離島區	54 (4.0%)	2.00
Eastern 東區	42 (3.1%)	0.82
Wan Chai 灣仔區	14 (1.0%)	0.80
Kowloon City 九龍城區	39 (2.9%)	0.75
Yau Tsim Mong 油尖旺區	82 (6.1%)	2.26
Sham Shui Po 深水埗區	97 (7.2%)	1.77
Wong Tai Sin 黃大仙區	83 (6.1%)	2.04
Sai Kung 西貢區	60 (4.4%)	0.99
Kwun Tong 觀塘區	136 (10.0%)	1.77
Sha Tin 沙田區	96 (7.1%)	1.16
Tai Po 大埔區	41 (3.0%)	1.00
North 北區	64 (4.7%)	1.53
Yuen Long 元朗區	164 (12.1%)	1.95
Tsuen Wan 荃灣區	42 (3.1%)	1.12
Kwai Tsing 葵青區	70 (5.2%)	1.30
Tuen Mun 屯門區	140 (10.3%)	2.09
Outside Hong Kong 香港以外	36 (2.7%)	N.A.
Unknown 資料不詳	44 (3.2%)	N.A.
Total 總計	1 354 (100%)	1.54

Note 1: Statistics are compiled according to the land-based non-institutional population figures obtained from the General Household Survey in 2025 conducted by the Census and Statistics Department.

註 1: 統計數字是根據政府統計處於 2025 年進行的綜合住戶統計調查所得的陸上非住院人口數字編製。

1.1.3 Multi-disciplinary Case Conference on Protection of Child with Suspected Maltreatment

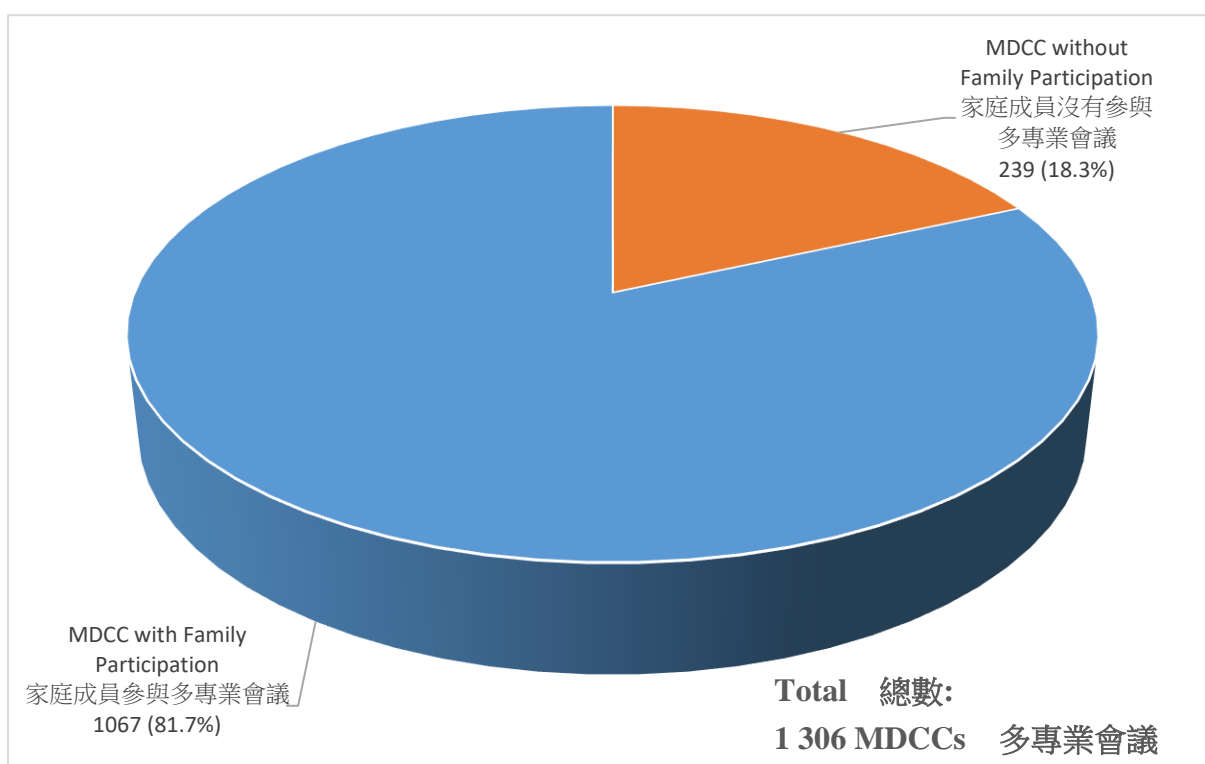
保護懷疑受虐待兒童多專業個案會議

Out of the 1 354 newly registered cases, multi-disciplinary case conferences on Protection of Child with Suspected Maltreatment (MDCCs) were conducted for 1 277 cases (94.3%). A total of 1 306 MDCCs were held for discussion about the nature of the incidents, risk level and follow-up plans for these 1 277 cases. 1 067 MDCCs (81.7%) were held with family participation (Graph 3).

在 1 354 宗新登記個案中，有 1 277 宗個案(94.3%)舉行了共 1 306 次保護懷疑受虐待兒童多專業個案會議(多專業會議)，以討論該等個案的性質、風險程度及跟進計劃。其中 1 067 次多專業會議(81.7%)有家庭成員參與(圖 3)。

Graph 3: Family Participation in Multi-disciplinary Case Conference for 2025

圖 3：2025 年家庭成員參與保護懷疑受虐兒童多專業個案會議



1.1.4 Risk Factors of Child Maltreatment at the Time of Identification/Disclosure/Investigation and Assessment 在識別／揭露／調查及評估個案期間虐兒事件的風險因素

There may be circumstances giving rise to a number of risk factors which were observed when child maltreatment was identified/disclosed/investigated. These circumstances were categorised into four subgroups, i.e. (a) factors relating to child/children; (b) factors relating to perpetrator(s); (c) factors relating to environmental or social circumstances; and (d) factors relating to the precipitating incident. The list of circumstances under each subgroup is appended below:

在識別／揭露／調查及評估虐兒事件時所察覺的多項風險因素或由不同情況引致。該等情況可分為 4 個分組，即(a) 與兒童有關的因素；(b) 與傷害的人有關的因素；(c) 與環境或社會狀況有關的因素；以及(d) 與引發事件有關的因素。各分組所涵蓋的情況載列如下：

- a) Factors relating to child/children
與兒童有關的因素
1. School attendance/performance problem
學校出勤／學業成績問題
 2. Behavioural problem (including indulgence in internet surfing, night merriments, etc.)
行為問題(包括沉迷上網、夜歸等)
 3. Emotional/psychological problem
情緒／心理問題
 4. Mental illness like schizophrenia, major depression, anxiety disorders, etc.
精神病例如精神分裂、抑鬱、焦慮症等
 5. Mental retardation including slow learning or developmental delay
智力遲緩包括學習遲緩或發展遲緩
 6. Special educational need like Autism Spectrum Disorder, Attention Deficit /Hyperactivity Disorder, dyslexia, specific learning disabilities, etc.
特殊教育需要如自閉症譜系障礙、專注力不足／過度活躍、讀寫障礙、特殊學習障礙等
 7. Illness/physical disability
患病／肢體傷殘
 8. Unwanted child /pregnancy
父母不想要的兒童／懷孕
 9. Long period of separation from parents in early infancy (i.e. separation for one year or over before the age of 5)
在嬰孩時期長期與父母分開(即在五歲之前與父母分開超過一年或以上)
 10. Infants/toddlers with caring difficulties
難於照顧的嬰幼兒

b) Factors relating to perpetrator(s) (for case where parent(s) is/are perpetrator(s))
與傷害兒童的人有關的因素(指該人士是父母的個案)

1. Superstitious belief
迷信思想
2. Marital problem
婚姻問題
3. In-law relationship problem
姻親關係問題
4. Emotional /psychological problem
情緒／心理問題
5. Mental illness /retardation including slow learning or developmental delay
精神病／智力遲緩包括學習遲緩或發展遲緩
6. Illness /physical disability
患病／肢體傷殘
7. Immaturity /extreme self-centredness
未成熟／極度自我中心
8. Incompetence in child rearing /lack of parenting skills
育兒技巧不足／缺乏為人父母的技巧
9. High expectation on child-in-question
對當事兒童期望過高
10. Undesirable habits (e.g. gambling, indulgence in internet surfing)
有不良嗜好(例如賭博、沉迷上網)
11. Heavy /chronic use of drug
嚴重／長期濫用藥物
12. Heavy /chronic use of alcohol
嚴重／長期酗酒
13. Intimate partner violence
親密伴侶暴力
14. Refuse to cooperate with professionals /evasive
拒絕與專業人士合作／迴避
15. Being perpetrator(s) of previous child maltreatment case /case with high risk of maltreatment
曾是虐兒個案／有虐兒風險的個案的傷害兒童的人
16. Have a set of cultural beliefs that differs from local social norms
有別於本地社會規範的文化觀念

- c) Factors relating to environmental or social circumstances
與環境或社會狀況有關的因素
1. Financial difficulty /unemployment/under-employment
經濟困難／失業／就業不足
 2. Housing problem /poor living environment
住屋問題／居住環境惡劣
 3. Perpetrator(s) cannot cope with family crisis /stressors
傷害兒童的人無法應付的家庭危機／壓力
 4. Lack of support system (e.g. spouse, grandparents, relatives, friends, etc.)
缺乏支援系統(例如配偶、祖父母／外祖父母、親屬、朋友等)
 5. Lack of community resources (e.g. day child care centre, neighbourhood support child care project, tutorial class, etc.)
缺乏社區資源(例如日間幼兒中心、鄰舍支援幼兒照顧計劃、導修班等)
 6. Perpetrator(s) (non-family member) can easily access to the child
傷害兒童的人(非家庭成員)能夠很容易接觸當事兒童
- d) Factors relating to the precipitating incident
與引發事件有關的因素
1. Incident was severe and/or of high frequency
事件嚴重及／或次數頻密
 2. Location of injury on delicate and/or extensive body parts
在身體脆弱部位受傷及／或身體多處受傷
 3. Cause of injuries unknown
受傷原因不明

Table 2 – Major Risk Factors of Child Maltreatment

表 2 – 虐兒事件的主要風險因素

Risk Factors of Child Maltreatment 虐兒事件的風險因素	No. of Newly Registered Cases with the Risk Factors of Child Maltreatment Identified 具有虐兒事件風險因素的新登記個案數目
Factors relating to child/children 與兒童有關的因素	884 (65.3%)
Factors relating to perpetrator(s) 與傷害兒童的人有關的因素	824 (60.9%)
Factors relating to environmental or social circumstances 與環境或社會狀況有關的因素	683 (50.4%)
Factors relating to the precipitating incident 與引發事件有關的因素	329 (24.3%)

Note 2: One case may have more than one risk factor. Figures in brackets are the percentage of cases with the risk factors of child maltreatment in respect of a total of 1 354 cases in 2025.

註 2: 每宗個案可能有多於 1 項風險因素。括號內的數字是指 2025 年內，涉及該風險因素的個案佔全年合共 1 354 宗虐兒個案的百分比。

The information of 2025 indicated that a larger proportion (65.3%) of the cases having risk factors relating to child/children, followed by factors relating to perpetrator(s) (Table 2). Table 3a shows the number of cases with the risk factors relating to child/children. Table 3b shows the number of cases with the risk factors relating to perpetrator(s). Table 3c shows the number of cases with the risk factors relating to environmental or social circumstances. Table 3d shows the number of cases with the risk factors relating to the precipitating incident.

2025 年的資料顯示有較多個案(65.3%)的風險因素與兒童有關，其次是與傷害兒童的人有關的因素(表 2)。表 3a 顯示風險因素與兒童有關的個案數目。表 3b 顯示風險因素與傷害兒童的人有關的個案數目。表 3c 顯示風險因素與環境或社會狀況有關的個案數目。表 3d 顯示風險因素與引發事件有關的個案數目。

Table 3a – Factors Relating to Child/Children

表 3a – 與兒童有關的因素

Factors Relating to Child/Children 與兒童有關的因素	No. of Newly Registered Cases with the Risk Factor 涉及相關風險因素的新登記個案數目
School attendance /performance problem 學校出勤／學業成績問題	218 (24.7%)
Behavioural problem (including indulgence in internet surfing, night merriments, etc.) 行為問題 (包括沉迷上網、夜歸等)	415 (46.9%)
Emotion /psychological problem 情緒／心理問題	276 (31.2%)
Mental illness like schizophrenia, major depression, anxiety disorders, etc. 精神病例如精神分裂、抑鬱、焦慮症等	92 (10.4%)
Mental retardation including slow learning or developmental delay 智力遲緩包括學習遲緩或發展遲緩	84 (9.5%)
Special educational need like Autism Spectrum Disorder, Attention Deficit/Hyperactivity Disorder, dyslexia, specific learning disabilities, etc. 特殊教育需要如自閉症譜系障礙、專注力不足／過度活躍症、讀寫障礙、特殊學習障礙等	308 (34.8%)
Illness/physical disability 患病／肢體傷殘	21 (2.4%)
Unwanted child /pregnancy 父母不想要的兒童／懷孕	17 (1.9%)
Long period of separation from parents in early infancy (i.e. separation for one year or over before the age of 5) 在嬰孩時期長期與父母分開(即在五歲之前與父母分開超過一年或以上)	17 (1.9%)
Infants/toddlers with caring difficulties 難於照顧的嬰幼兒	40 (4.5%)
Others 其他	34 (3.8%)

Table 3b – Factors Relating to Perpetrator(s)

表 3b – 與傷害兒童的人有關的因素

Factors Relating to Perpetrator(s) 與傷害兒童的人有關的因素	No. of Newly Registered Cases with the Risk Factor 涉及相關風險因素的新登記個案數目
Superstitious belief 迷信思想	5 (0.6%)
Marital problem 婚姻問題	143 (17.4%)
In-law relationship problem 姻親關係問題	20 (2.4%)
Emotion/psychological problem 情緒／心理問題	229 (27.8%)
Mental illness/retardation 精神病／智力遲緩	115 (14.0%)
Illness /physical disability 患病／肢體傷殘	11 (1.3%)
Immaturity/extreme self-centredness 未成熟／極度自我中心	29 (3.5%)
Incompetence in child rearing/lack of parenting skills 育兒技巧不足／缺乏為人父母的技巧	409 (49.6%)
High expectation on child-in-question 對當事兒童期望過高	105 (12.7%)
Undesirable habits (e.g. gambling, indulgence in internet surfing) 有不良嗜好(例如賭博、沉迷上網)	43 (5.2%)
Heavy/chronic use of drug 嚴重／長期濫用藥物	169 (20.5%)
Heavy/chronic use of alcohol 嚴重／長期酗酒	31 (3.8%)
Intimate partner violence 親密伴侶暴力	43 (5.2%)
Refuse to cooperate with professionals/evasive 拒絕與專業人士合作／迴避	105 (12.7%)
Being perpetrator(s) of previous child maltreatment case /case with high risk of maltreatment 曾是虐兒個案／有虐兒風險的個案的傷害兒童的人	78 (9.5%)
Have a set of cultural beliefs that differs from local social norms 有別於本地社會規範的文化觀念	55 (6.7%)
Others 其他	35 (4.2%)

Table 3c – Factors Relating to Environmental or Social Circumstances

表 3c – 與環境或社會狀況有關的因素

Factors Relating to Environmental or Social Circumstances 與環境或社會狀況有關的因素	No. of Newly Registered Cases with the Risk Factor 涉及相關風險因素的新登記個案數目
Financial difficulty/unemployment/under-employment 經濟困難／失業／就業不足	212 (31.0%)
Housing problem/poor living environment 住屋問題／居住環境惡劣	103 (15.1%)
Perpetrator(s) cannot cope with Family crisis/stressors 傷害兒童的人無法應付的家庭危機／壓力	121 (17.7%)
Lack of support system (e.g. spouse, grandparents, relatives, friends, etc.) 缺乏支援系統(例如配偶、祖父母／外祖父母、親屬、朋友等)	327 (47.9%)
Lack of community resource (e.g. day child care centre, neighbourhood support child care project, tutorial class, etc.) 缺乏社區資源(例如日間幼兒中心、鄰舍支援幼兒照顧計劃、導修班等)	76 (11.1%)
Perpetrator(s) (non-family member) can easily access to the child 傷害兒童的人(非家庭成員)能夠很容易接觸當事兒童	190 (27.8%)
Others 其他	14 (2.0%)

Table 3d – Factors Relating to the Precipitating Incident

表 3d – 與引發事件有關的因素

Factors Relating to the Precipitating Incident 與引發事件有關的因素	No. of Newly Registered Cases with the Risk Factor 涉及相關風險因素的新登記個案數目
Incident was severe and/or of high frequency 事件嚴重／或次數頻密	217 (66.0%)
Location of injury on delicate and/or extensive body parts 在身體脆弱部位受傷及／或身體多處受傷	83 (25.2%)
Cause of injuries unknown 受傷原因不明	26 (7.9%)
Others 其他	23 (7.0%)

1.2 Characteristics of Children

兒童的特點

1.2.1 Distribution of Children by Sex

兒童的性別

There were more girls (61.1%) than boys (38.9%) among the newly registered cases in 2025 (Graph 4). Table 4 shows the Distribution of Newly Registered Cases and Incidence Rate by Sex.

在 2025 年新登記個案中，女童數目(61.1%)較男童(38.9%)多(圖 4)。表 4 顯示按性別劃分的新登記個案數目及虐兒事件發生率。

Graph 4 - Number of Cases by Distribution of Children by Sex for 2025

圖 4 – 2025 年按兒童性別劃分個案數目

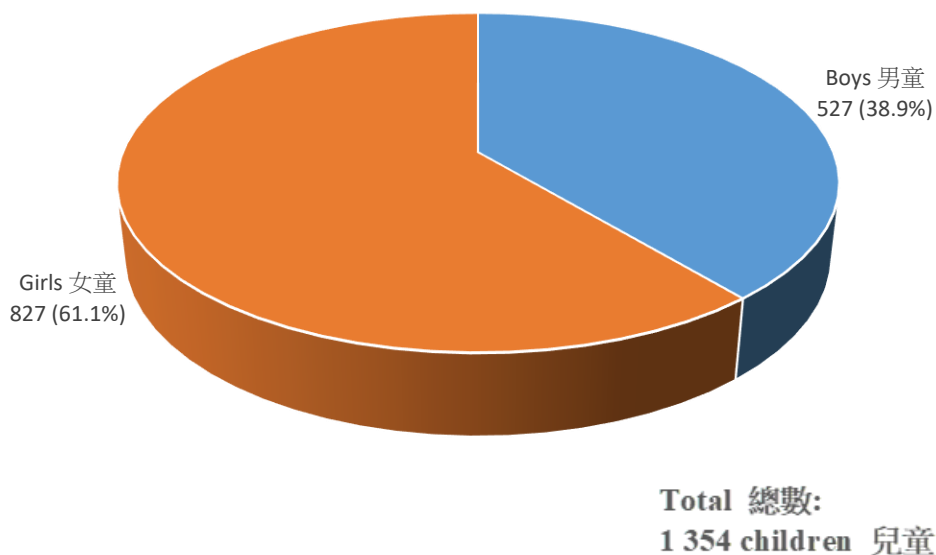


Table 4 - Distribution of Newly Registered Cases and Incidence Rate by Sex

表 4：按性別劃分新登記個案數目及虐兒事件發生率

Sex 性別	No. of Cases 個案數目	Incidence Rate Per 1 000 Children Aged 0 – 17 in the Population 每 1 000 名 0-17 歲 兒童人口的虐兒事件發生率
Boys 男童	527	1.16
Girls 女童	827	1.94
Total 總數	1 354	1.54

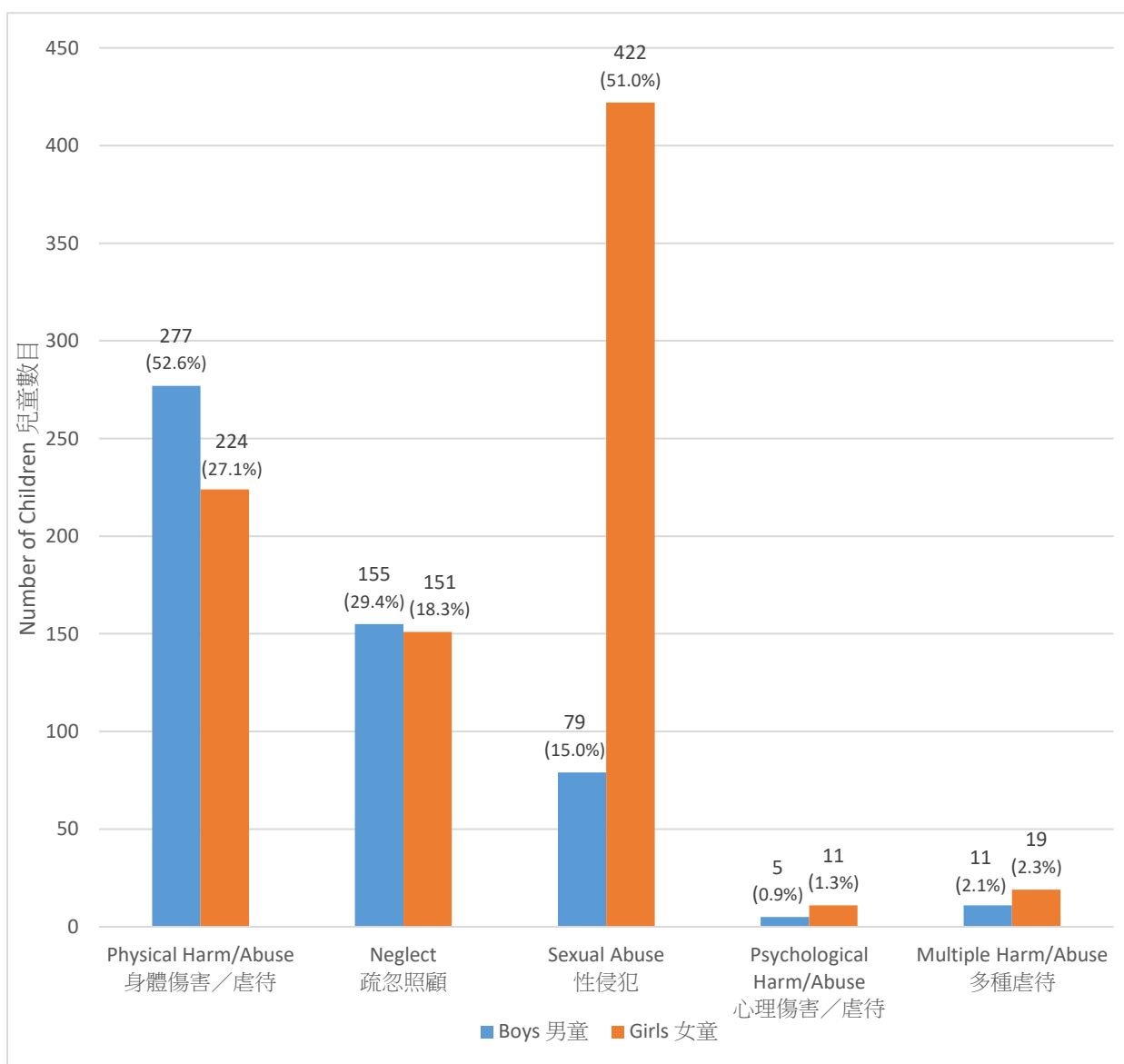
Note 3: Statistics are compiled according to the land-based non-institutional population figures obtained from the General Household Survey in 2025 conducted by the Census and Statistics Department.

註 3：統計數字是根據政府統計處於 2025 年進行的綜合住戶統計調查所得的陸上非住院人口數字編製。

A breakdown of the sex of children by types of harm/maltreatment indicated that girls have a higher proportion in sexual abuse cases, accounting for 51.0% of the total number of girls, whereas boys have a higher proportion in physical harm/abuse cases, accounting for 52.6% of the total number of boys (Graph 5).

按傷害／虐待類別分析兒童性別分項數字顯示，女童在性侵犯個案的比例較高，佔整體女童總數 51.0%；而男童則在身體傷害／虐待個案的比例較高，佔整體男童總數 52.6% (圖 5)。

Graph 5 - Distribution of Children by Sex and by Types of Harm/Maltreatment for 2025
圖 5 - 2025 年按性別及傷害／虐待類別劃分受虐兒童人數



Note 4: Figure in bracket represents percentage of that type of harm/maltreatment in respect of the corresponding sex of children.

註 4：括號內的數字為有關傷害／虐待類別佔該兒童性別的百分比。

1.2.2 Distribution of Children by Age 兒童的年齡

The highest percentage (32.1%) of the age group among the newly registered cases was 12 to 14 (Graph 6). Table 5 shows the distribution of children of different age groups by types of harm/maltreatment with the highest numbers highlighted.

在新登記個案中，12 至 14 歲是個案數目比率最高(32.1%)的年齡組別(圖 6)。表 5 按傷害／虐待類別顯示不同年齡組別的兒童人數，並以顏色標示人數最多的組別。

Graph 6 - Distribution of Children by Age for 2025

圖 6 – 2025 年按年齡劃分兒童人數

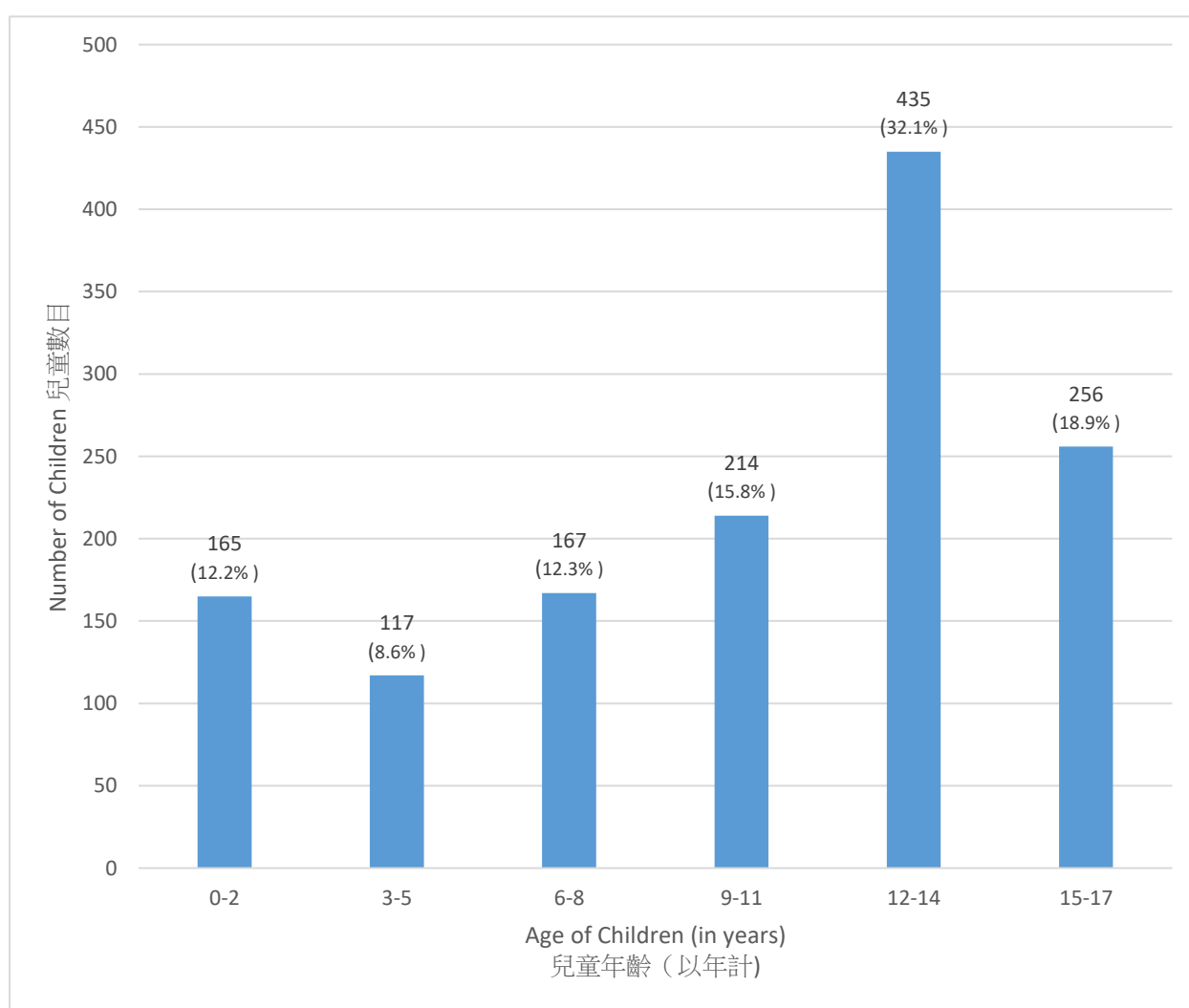


Table 5 – Distribution of Children by Age and by Types of Harm/Maltreatment

表 5 – 按年齡及傷害／虐待類別劃分兒童人數

Age 年齡	Types of Harm/maltreatment 傷害／虐待類別					Total 總數
	Physical Harm/Abuse 身體傷害／ 虐待	Neglect 疏忽照顧	Sexual Abuse 性侵犯	Psychological Harm/Abuse 心理傷害／ 虐待	Multiple Harm/Abuse 多種虐待	
0 – 2	34	129	0	0	2	165
3 – 5	51	57	4	1	4	117
6 – 8	93	47	22	0	5	167
9 – 11	121	36	52	0	5	214
12 – 14	143	31	246	8	7	435
15 – 17	59	6	177	7	7	256
Total 總數	501	306	501	16	30	1 354

1.2.3 Distribution of Children by Age, by Sex and by Types of Harm/Maltreatment

兒童的年齡、性別及傷害／虐待類別

Girls 女童

Table 6 shows the distribution of girls of different age groups by types of harm/maltreatment, with the highest numbers highlighted.

表 6 按傷害／虐待類別劃分不同年齡組別的女童人數，並以顏色標示人數最多的組別。

Table 6 – Distribution of Girls by Age and by Types of Harm/Maltreatment

表 6 – 按年齡及傷害／虐待類別劃分女童人數

Age 年齡	Types of Harm/maltreatment 傷害／虐待類別					Total 總數
	Physical Harm/Abuse 身體傷害／ 虐待	Neglect 疏忽照顧	Sexual Abuse 性侵犯	Psychological Harm/Abuse 心理傷害／ 虐待	Multiple Harm/Abuse 多種虐待	
0 – 2	16	68	0	0	1	85
3 – 5	10	22	4	0	1	37
6 – 8	36	23	16	0	4	79
9 – 11	42	16	45	0	4	107
12 – 14	85	18	204	5	3	315
15 – 17	35	4	153	6	6	204
Total 總數	224	151	422	11	19	827

Boys 男童

Table 7 shows the distribution of boys of different age groups by types of harm/maltreatment, with the highest numbers highlighted.

表 7 按傷害／虐待類別劃分不同年齡組別的男童人數，並以顏色標示人數最多的組別。

Table 7 – Distribution of Boys by Age and by Types of harm/maltreatment

表 7 – 按年齡及傷害／虐待類別劃分男童人數

Age 年齡	Types of Harm/maltreatment 傷害／虐待類別					
	Physical Harm/Abuse 身體傷害／ 虐待	Neglect 疏忽照顧	Sexual Abuse 性侵犯	Psychological Harm/Abuse 心理傷害／ 虐待	Multiple Harm/Abuse 多種虐待	Total 總數
0 – 2	18	61	0	0	1	80
3 – 5	41	35	0	1	3	80
6 – 8	57	24	6	0	1	88
9 – 11	79	20	7	0	1	107
12 – 14	58	13	42	3	4	120
15 – 17	24	2	24	1	1	52
Total 總數	277	155	79	5	11	527

1.2.4 Ethnicity of Children 兒童種族

According to the figures on the ethnicity of children newly registered in 2025, most children (88.0%) were Chinese while the total number of children of the six ethnic minorities, including Filipino, Indian, Indonesian, Nepalese, Pakistani and Thai, is 53 (3.9%) in 2025 (Table 8).

根據 2025 年新登記受虐兒童的種族數字，兒童多為華人 (88.0%)，另有 53 名 (3.9%) 兒童來自 6 個少數族裔，包括菲律賓人、印度人、印尼人、尼泊爾人、巴基斯坦人和泰國人 (表 8)。

Table 8 - Ethnicity of Children

表 8 – 兒童種族

Ethnicity 種族	No. of Cases in 2025 2025 年個案數目
Chinese 華人	1191 (88.0%)
Filipino 菲律賓人	11 (0.8%)
Indian 印度人	7 (0.5%)
Indonesian 印尼人	13 (1.0%)
Nepalese 尼泊爾人	2 (0.1%)
Pakistani 巴基斯坦人	14 (1.0%)
Thai 泰國人	6 (0.4%)
African 非洲人	10 (0.7%)
American 美國人	2 (0.1%)
Bengali 孟加拉人	4 (0.3%)
British 英國人	1 (0.1%)
French 法國人	1 (0.1%)
Japanese 日本人	3 (0.2%)
Korean 韓國人	6 (0.4%)
Vietnamese 越南人	2 (0.1%)
Others 其他	1 (0.1%)
Unknown 資料不詳	80 (5.9%)
Total 總數	1 354 (100.0%)

1.2.5 Distribution of Children by Types of Children's Disabilities and by Types of Harm/Maltreatment **兒童殘疾及傷害／虐待類別**

Among the 1 354 newly registered cases in 2025, 40.1% (543 cases) of the children were reported to have one or more than one type of disability. 15.7% (212 cases) of the children were reported to have Attention Deficit /Hyperactivity Disorder (ADHD). 9.7% (132 cases) of the children were reported to have Autism Spectrum Disorder while 8.4% (114 cases) of the children were reported to have Mental Illness (Table 9).

在 2025 年的 1 354 宗新登記個案中，40.1% (543 名) 兒童有一項或多於一項殘疾；15.7% (212 名) 兒童患有專注力不足過度活躍症；9.7% (132 名) 兒童有自閉症譜系障礙；另有 8.4% (114 名) 兒童患有精神病(表 9)。

Table 9 - Children's Disabilities by Types of Harm/Maltreatment

表 9 – 兒童殘疾及傷害／虐待類別

Types of Disabilities 殘疾類別	Types of Harm/maltreatment 傷害／虐待類別					
	Physical Harm/Abuse 身體傷害／虐待	Neglect 疏忽照顧	Sexual Abuse 性侵犯	Psychological Harm/Abuse 心理傷害／虐待	Multiple Harm/Abuse 多種虐待	Total 總數
Attention Deficit /Hyperactivity Disorder 專注力不足／過度活躍症	117 (23.4%)	17 (5.6%)	75 (15.0%)	1 (6.3%)	2 (6.7%)	212 (15.7%)
Autism Spectrum Disorder 自閉症譜系障礙	67 (13.4%)	18 (5.9%)	42 (8.4%)	3 (18.8%)	2 (6.7%)	132 (9.7%)
Hearing Impairment 聽力障礙	4 (0.8%)	2 (0.7%)	2 (0.4%)	0 (0.0%)	0 (0.0%)	8 (0.6%)
Intellectual Disability 智障	17 (3.4%)	12 (3.9%)	39 (7.8%)	0 (0.0%)	1 (3.3%)	69 (5.1%)
Physical Disability 肢體傷殘	0 (0.0%)	3 (1.0%)	2 (0.4%)	0 (0.0%)	0 (0.0%)	5 (0.4%)
Mental Illness 精神病	16 (3.2%)	1 (0.3%)	87 (17.4%)	5 (31.3%)	5 (16.7%)	114 (8.4%)
Specific Learning Difficulties 特殊學習障礙	33 (6.6%)	19 (6.2%)	28 (5.6%)	1 (6.3%)	3 (10.0%)	84 (6.2%)
Speech Impairment 言語障礙	38 (7.6%)	23 (7.5%)	15 (3.0%)	1 (6.3%)	1 (3.3%)	78 (5.8%)
Visceral Disability 器官殘障	0 (0.0%)	0 (0.0%)	0 (0.0%)	0 (0.0%)	0 (0.0%)	0 (0.0%)
Visual Impairment 視覺障礙	2 (0.4%)	1 (0.3%)	2 (0.4%)	0 (0.0%)	0 (0.0%)	5 (0.4%)
Others 其他	24 (4.8%)	37 (12.1%)	14 (2.8%)	1 (6.3%)	1 (3.3%)	77 (5.7%)
No. of Children with Disabilities 殘疾兒童人數	217 (43.3%)	93 (30.4%)	212 (42.3%)	9 (56.3%)	12 (40.0%)	543 (40.1%)
Total No. of Children by Types of harm/maltreatment 按傷害／虐待類別劃分的兒童總數	501 (100.0%)	306 (100.0%)	501 (100.0%)	16 (100.0%)	30 (100.0%)	1 354 (100.0%)

Note 5: One child may have more than one type of disability. The total number of children with disabilities does not equal to the total number of children in each type of harm/maltreatment. The figures in the brackets represent the percentages of the types of disability corresponding to that type of harm/maltreatment. For example, out of 501 physical harm/abuse cases, there are 217 children having one or more than one type of disability, covering 43.3% of the total number of physical harm/abuse cases. There are 117 child victims of physical harm/abuse having ADHD, representing 23.4% of the total number of physical harm/abuse cases.

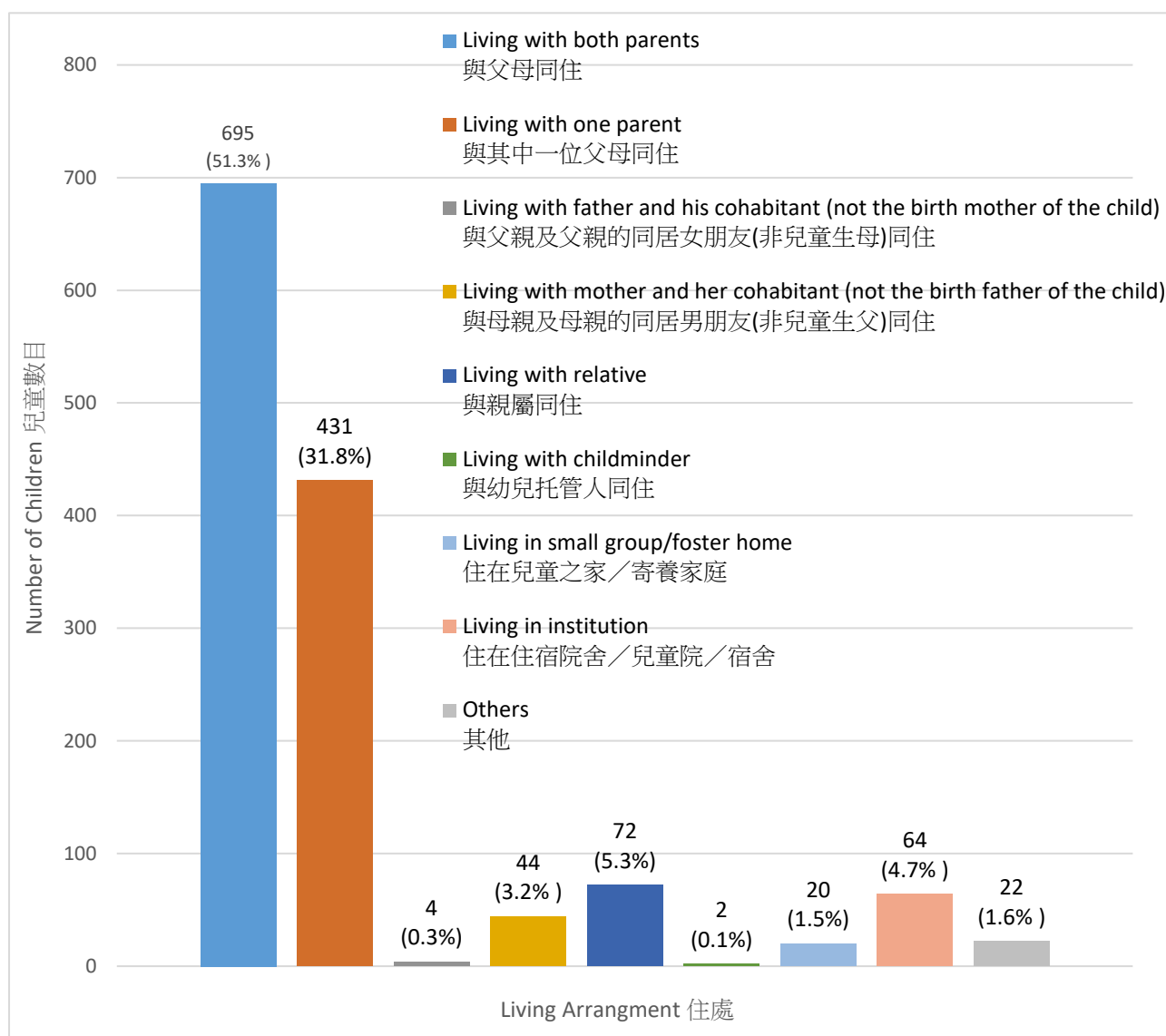
註 5：一名兒童可能患有一項或多於一項殘疾。殘疾兒童的總數並不等於每類傷害／虐待的受虐兒童總數。括號中的數字代表患有該項殘疾的兒童人數佔該類傷害／虐待總數的百分比。例如，在 501 宗身體傷害／虐待個案中，217 名兒童患有一項或多於一項殘疾，佔身體傷害／虐待個案總數的 43.3%。117 名遭受身體傷害／虐待的受虐兒童患有專注力不足／過度活躍症，佔身體傷害／虐待個案總數的 23.4%。

1.2.6 Living Arrangement of Children 兒童的住處

Among the 1 354 newly registered cases, 86.7% of the children were living with both parents, one parent, or one parent with their cohabitant. 6.2% of them were living in residential child care services including small group homes /foster homes /institutions at the time of the maltreatment /suspected maltreatment (Graph 7).

在 1 354 宗新登記個案中，86.7% 的受虐兒童與雙親／父母其中一方／父母其中一方及其同居伴侶同住；而 6.2% 的兒童在受虐／懷疑受虐時正接受兒童住宿照顧服務，包括兒童之家、寄養家庭及住宿院舍(圖 7)。

Graph 7 - Distribution of Children by Living Arrangement for 2025
圖 7 – 2025 年兒童的住處



1.3 Characteristics of Perpetrators 傷害兒童的人的特點

There were 1 354 children and 1 395 perpetrators involved in the 2025 newly registered cases. The total number of perpetrators did not equal to the total number of children as one perpetrator might have harmed/maltreated one or more than one child(ren) whereas one child could be harmed/maltreated by one or more than one perpetrator(s).

2025 年新登記的個案涉及 1 354 名兒童和 1 395 名傷害兒童的人。由於一名傷害兒童的人有可能傷害／虐待一或多於一名兒童，而一名兒童有可能被一或多於一名傷害兒童的人傷害／虐待，故傷害兒童的人的總數與受虐兒童總數並不相同。

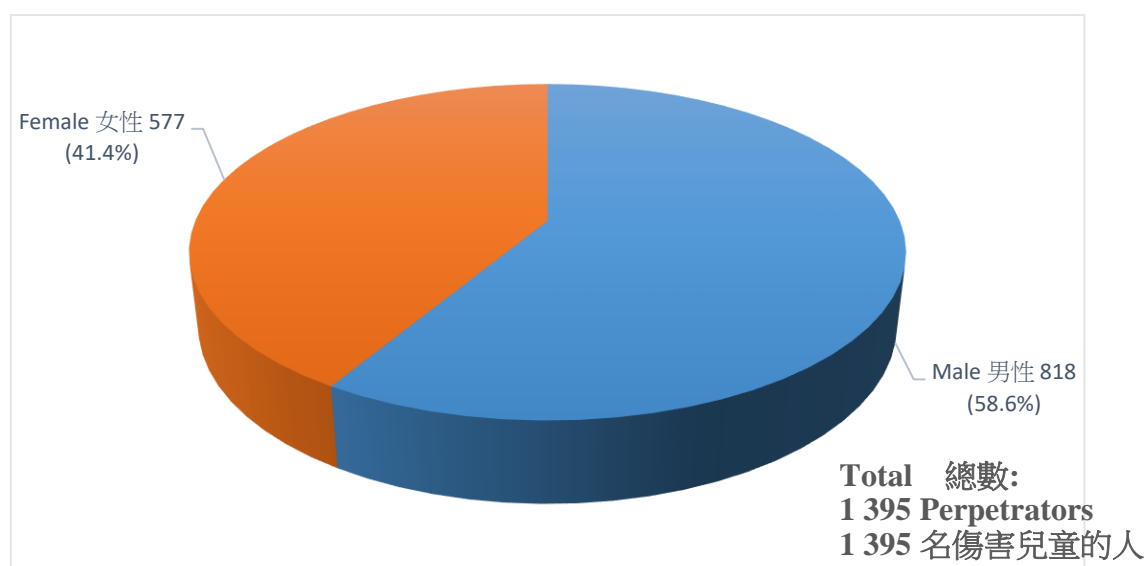
1.3.1 Distribution of Perpetrators by Sex 傷害兒童的人的性別

There were more male perpetrators (818 persons, accounting 58.6% of the total number of perpetrator) than female perpetrators (577 persons, accounting 41.4% of the total number of perpetrator) in the 2025 newly registered cases (Graph 8). Male perpetrators more involved in sexual abuse cases, accounting 58.4% of the total number of male perpetrators. Meanwhile, female perpetrators more involved in neglect and physical harm/abuse cases, accounting 45.9% and 42.1% of the total number of female perpetrators respectively (Graph 9).

在 2025 年，男性傷害兒童的人(818 人，佔總傷害兒童的人總數 58.6%)較女性傷害兒童的人(577 人，佔總傷害兒童的人總數 41.4%)多(圖 8)。男性傷害兒童的人多涉及性侵犯個案，佔男性傷害兒童的人總數 58.4%。女性傷害兒童的人則較多涉及疏忽照顧和身體傷害／虐待個案，分別佔女性傷害兒童的人總數 45.9%和 42.1%(圖 9)。

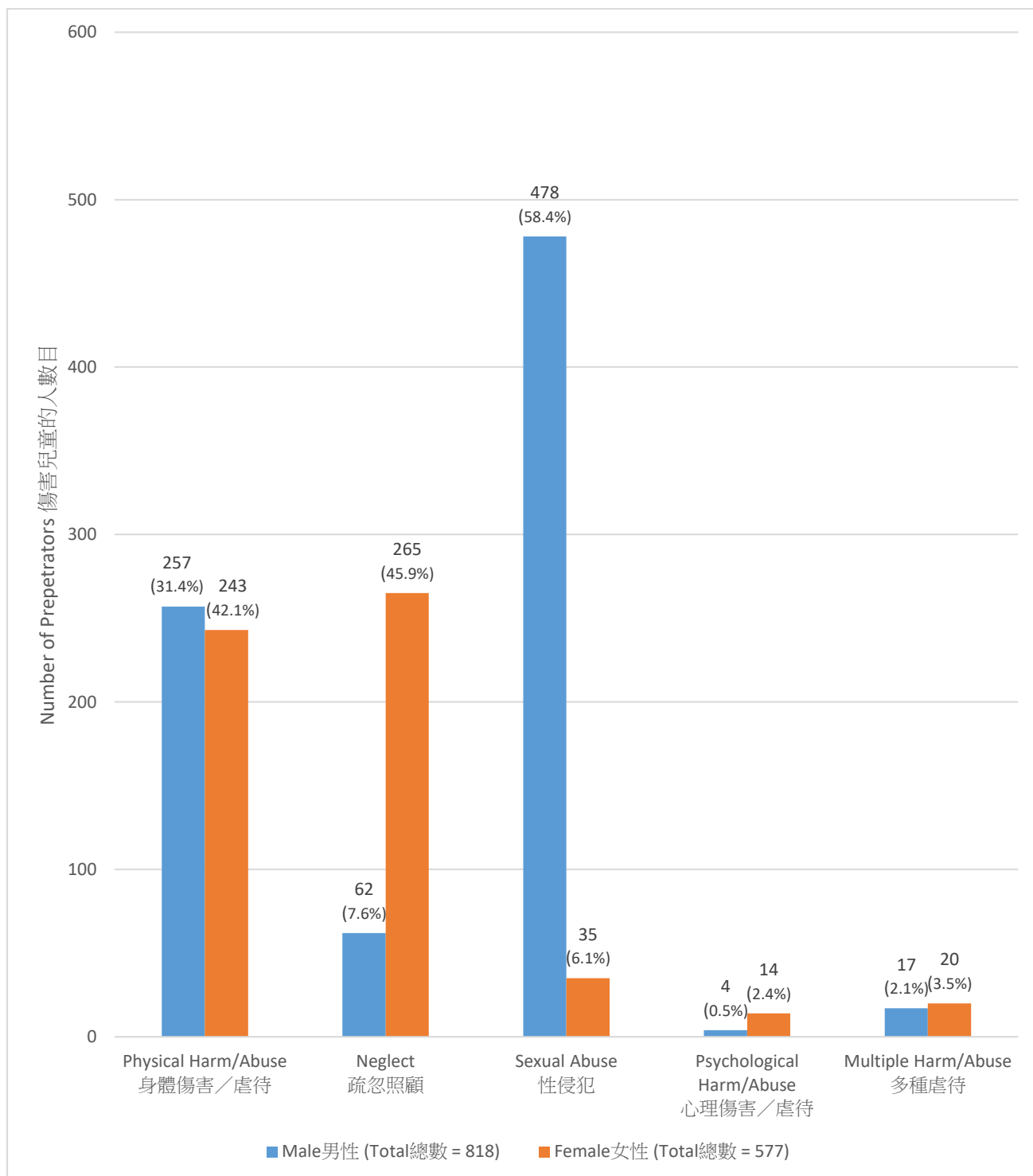
Graph 8 - Distribution of Perpetrators by Sex for 2025

圖 8 – 2025 年傷害兒童的人的性別



**Graph 9 - Distribution of Perpetrators by Sex and
by Types of Harm/Maltreatment for 2025**

圖 9 – 2025 年傷害兒童的人的性別及傷害／虐待類別



Note 6: Figure in brackets represents the percentage of male/female perpetrators for that type of harm/maltreatment in respect of the corresponding groups (i.e. total number of male/female perpetrators).

註 6：括號中的數字代表男性／女性傷害兒童的人在該傷害／虐待類別佔相應組別(即男性／女性傷害兒童的人總數)中所佔的百分比。

1.3.2 Distribution of Perpetrators by Age 傷害兒童的人的年齡

Excluding the number of “Unknown”, the age group between 32 and 46 years old represents the highest number of perpetrators in the 2025 child protection cases, accounting for 40.1% of the total number of perpetrators (Graph 10). The highest numbers of perpetrators of sexual abuse and physical harm/abuse come from the age groups of 16 or below and 42 to 46, accounting for 23.0% and 24.6% of the total number of perpetrators for the concerned type of harm/maltreatment respectively. Table 10 shows the distribution of perpetrators of different age groups by types of harm/maltreatment with the highest number highlighted.

在 2025 年新登記個案中，撇除「資料不詳」的數目，年齡介乎 32 至 46 歲組別在傷害兒童的人中為最多，佔總傷害兒童的人總數 40.1% (圖 10)。而 16 歲或以下和 42 至 46 歲這兩個年齡組別在性侵犯和身體傷害／虐待個案中為最多數，分別佔該虐待類別中傷害兒童的人總數 23.0% 及 24.6%。表 10 顯示按傷害／虐待類別劃分不同年齡組別的傷害兒童的人的人數，並以顏色標示人數最多的組別。

Graph 10 - Distribution of Perpetrators by Age for 2025

圖 10 – 2025 年傷害兒童的人的年齡

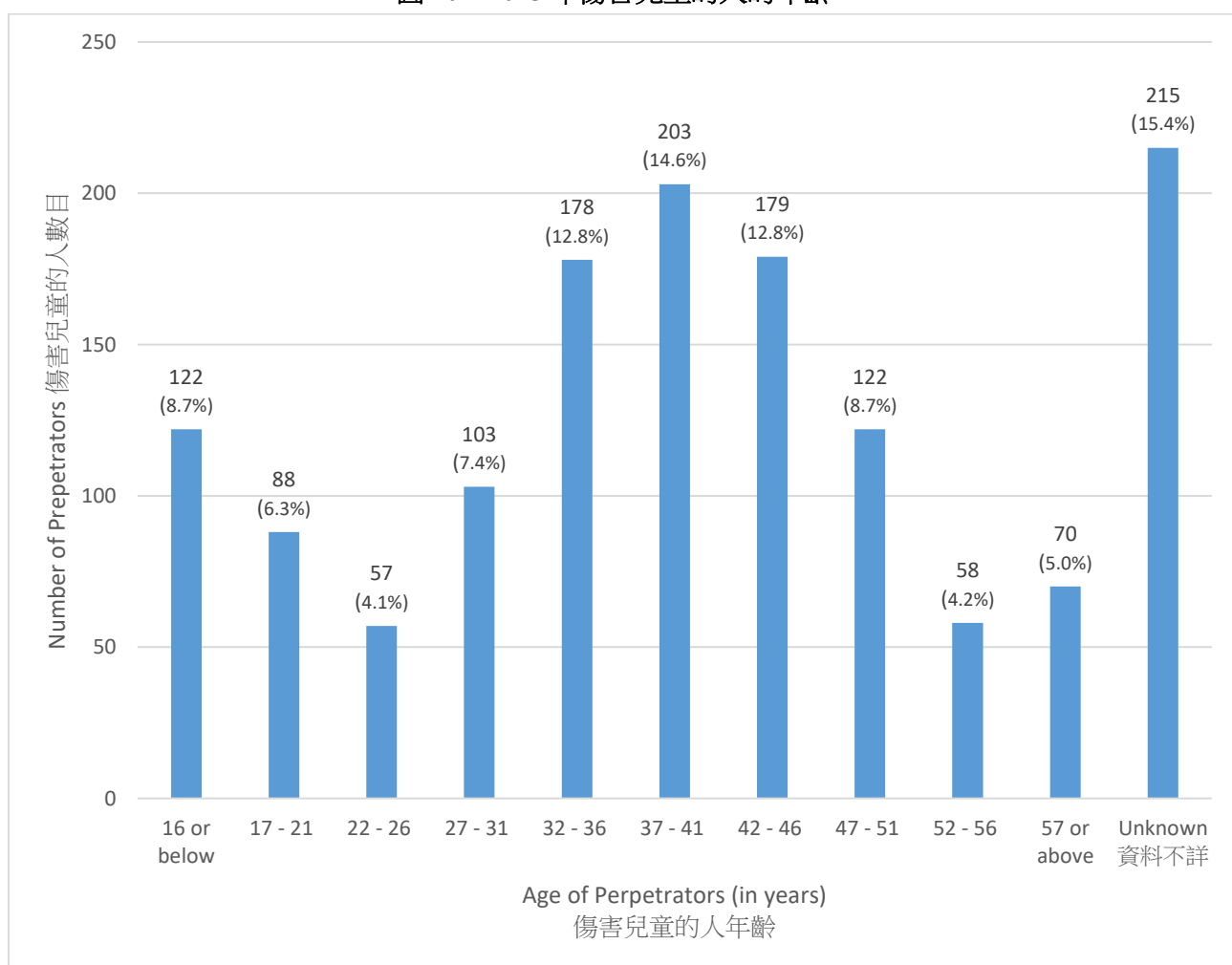


Table 10 –Distribution of Perpetrators by Age and by Types of Harm/Maltreatment

表 10 – 按年齡及傷害／虐待類別劃分傷害兒童的人

Age 年齡	Types of Harm/Maltreatment 傷害／虐待類別					
	Physical Harm/Abuse 身體傷害／ 虐待	Neglect 疏忽照顧	Sexual Abuse 性侵犯	Psychological Harm/Abuse 心理傷害／ 虐待	Multiple Harm/Abuse 多種虐待	Total 總數
16 or below 16 歲或以下	0	3	118	0	1	122
17 – 21	2	2	83	0	1	88
22 – 26	5	16	33	0	3	57
27 – 31	27	58	17	0	1	103
32 – 36	74	82	15	2	5	178
37 – 41	100	82	10	2	9	203
42 – 46	123	36	10	4	6	179
47 – 51	71	26	10	7	8	122
52 – 56	38	5	12	2	1	58
57 or above 57 歲或以上	37	13	17	1	2	70
Unknown 資料不詳	23	4	188	0	0	215
Total 總數	500	327	513	18	37	1 395

1.3.3 Distribution of Perpetrators by Sex, by Age and by Types of Harm/Maltreatment

傷害兒童的人的性別、年齡及傷害／虐待類別

On Female Perpetrators 女性傷害兒童的人

Table 11 shows the distribution of female perpetrators of different age groups by types of harm/maltreatment, with the highest number highlighted.

表 11 按傷害／虐待類別劃分不同年齡組別的女性傷害兒童的人，並以顏色標示人數最多的組別。

Table 11 – Distribution of Female Perpetrators by Age and by Types of Harm/Maltreatment
表 11 - 按年齡及傷害／虐待類別劃分女性傷害兒童的人

Age 年齡	Types of Harm/Maltreatment 傷害／虐待類別					Total 總數
	Physical Harm/Abuse 身體傷害／ 虐待	Neglect 疏忽照顧	Sexual Abuse 性侵犯	Psychological Harm/Abuse 心理傷害／ 虐待	Multiple Harm/Abuse 多種虐待	
16 or below 16 歲或以下	0	2	7	0	1	10
17 – 21	2	2	1	0	0	5
22 – 26	2	15	1	0	2	20
27 – 31	15	53	1	0	1	70
32 – 36	37	64	1	1	4	107
37 – 41	50	73	0	2	5	130
42 – 46	60	23	3	4	1	91
47 – 51	35	18	0	6	3	62
52 – 56	14	3	1	1	1	20
57 or above 57 歲或以上	10	8	0	0	2	20
Unknown 資料不詳	18	4	20	0	0	42
Total 總數	243	265	35	14	20	577

On Male Perpetrators 男性傷害兒童的人

Table 12 shows the distribution of male perpetrators of different age groups by types of harm/maltreatment, with the highest number highlighted.

表 12 按傷害／虐待類別劃分不同年齡組別的男性傷害兒童的人，並以顏色標示人數最多的組別。

Table 12 – Distribution of Male Perpetrators by Age and by Types of Harm/Maltreatment

表 12 – 按年齡及傷害／虐待類別劃分男性傷害兒童的人

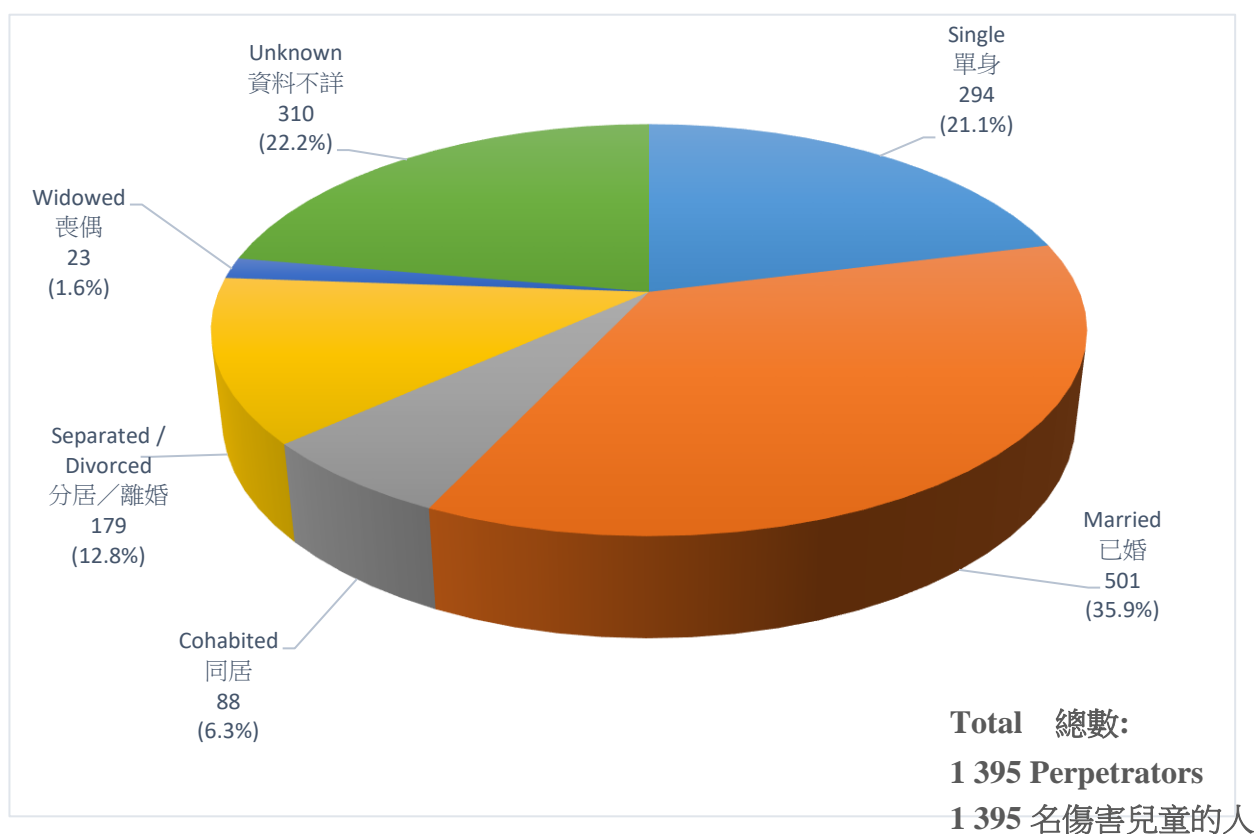
Age 年齡	Types of Harm/Maltreatment 傷害／虐待類別					Total 總數
	Physical Harm/Abuse 身體傷害／ 虐待	Neglect 疏忽照顧	Sexual Abuse 性侵犯	Psychological Harm/Abuse 心理傷害／ 虐待	Multiple Harm/Abuse 多種虐待	
16 or below 16 歲或以下	0	1	111	0	0	112
17 – 21	0	0	82	0	1	83
22 – 26	3	1	32	0	1	37
27 – 31	12	5	16	0	0	33
32 – 36	37	18	14	1	1	71
37 – 41	50	9	10	0	4	73
42 – 46	63	13	7	0	5	88
47 – 51	36	8	10	1	5	60
52 – 56	24	2	11	1	0	38
57 or above 57 歲或以上	27	5	17	1	0	50
Unknown 資料不詳	5	0	168	0	0	173
Total 總數	257	62	478	4	17	818

1.3.4 Marital Status of Perpetrators 傷害兒童的人的婚姻狀況

35.9% of the 1 395 perpetrators of 2025 newly registered cases were married, accounting for the majority of the total number of perpetrators. As some of the perpetrators, particularly for sexual abuse cases, could not be identified or were unrelated persons, the marital status of a certain proportion of the perpetrators was unknown (Graph 11).

在 2025 年新登記個案的 1 395 名傷害兒童的人中，有 35.9% 屬已婚，佔傷害兒童的人總數的大多數。由於部分傷害兒童的人(特別是性侵犯個案)的身分為未能識別，又或者傷害兒童的人屬沒有關係人士，有一定比例的傷害兒童的人的婚姻狀況列為「資料不詳」(圖 11)。

Graph 11 - Distribution of Perpetrators by Marital Status for 2025
圖 11 – 2025 年傷害兒童的人的婚姻狀況



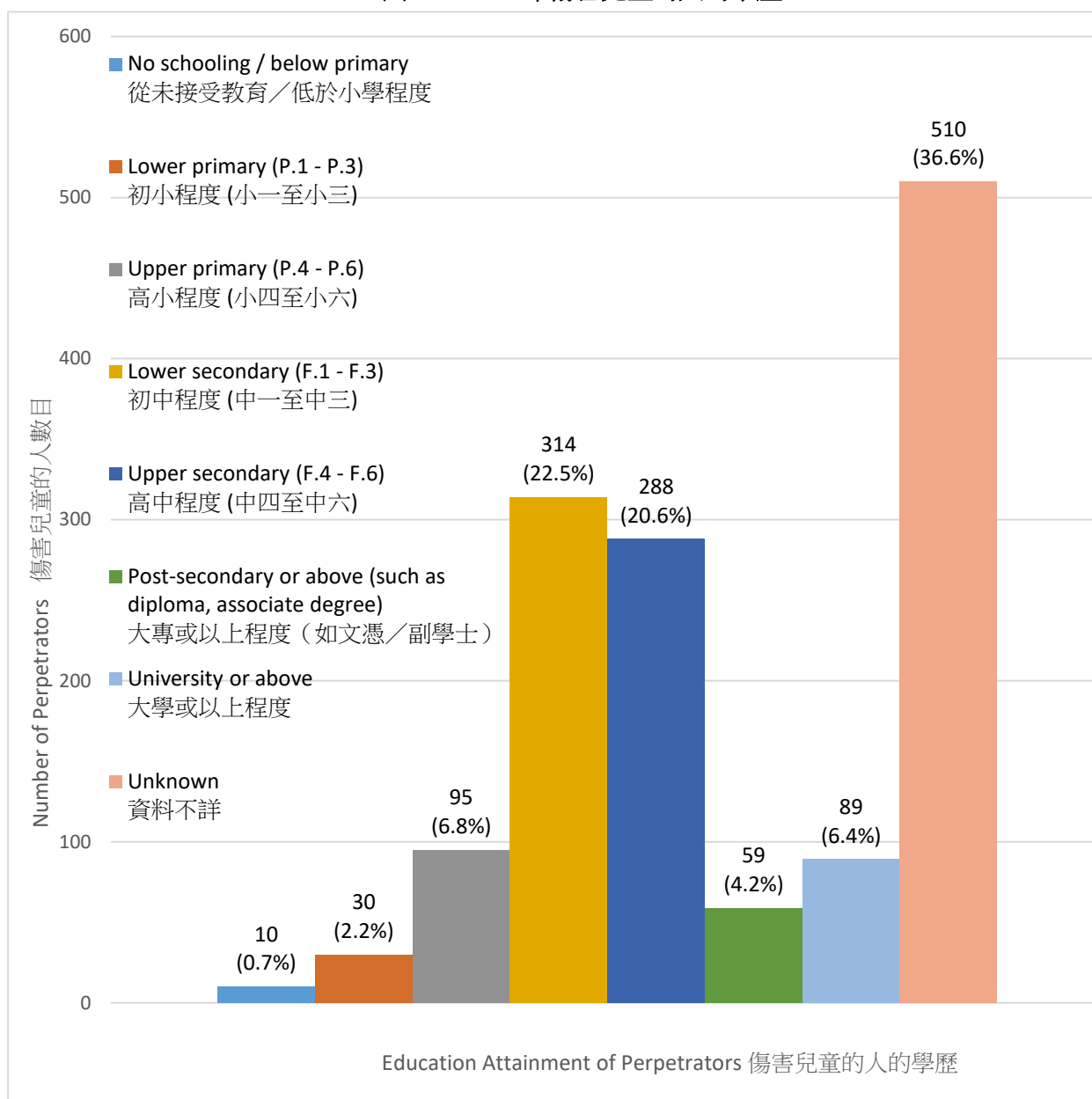
1.3.5 Educational Attainment of Perpetrators 傷害兒童的人的學歷

In 2025, 32.2% of the perpetrators of the newly registered cases were of lower secondary education standard or below. As some of the perpetrators, particularly for sexual abuse cases, could not be identified or were unrelated persons, the educational attainment of a certain proportion of the perpetrators was unknown (Graph 12).

在 2025 年新登記個案中，傷害兒童的人有 32.2% 持有初中或以下程度學歷。由於部分傷害兒童的人(特別是性侵犯個案)的身分為未能識別，又或者屬沒有關係人士，有一定比例的傷害兒童的人的學歷列為「資料不詳」(圖 12)。

Graph 12 - Distribution of Perpetrators by Educational Attainment for 2025

圖 12 – 2025 年傷害兒童的人的學歷



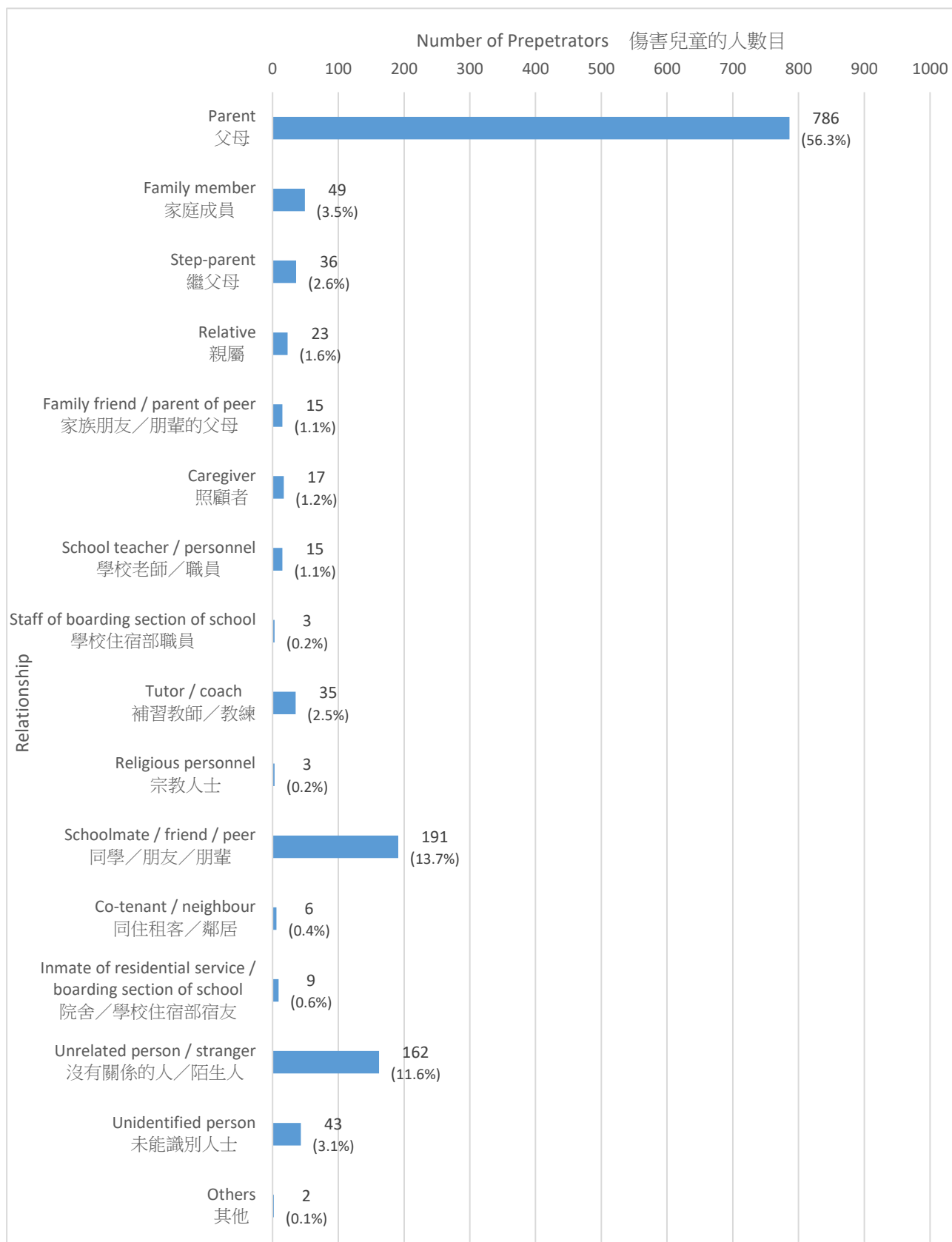
1.3.6 Relationship of Perpetrators and Children 傷害兒童的人與受虐兒童的關係

56.3% of the perpetrators involved in the newly registered cases were parents of the children (Graph 13). In Table 13, the relationship of perpetrators and children with the highest number of cases for each type of harm/maltreatment are highlighted. Among the 513 perpetrators involved in sexual abuse, 37.2% of them were schoolmates /friends /peers whereas majority of perpetrators of the other three types of harm/maltreatment were parents of the children.

新登記個案中，傷害兒童的人有 56.3% 為受虐兒童的父母(圖 13)。表 13 顯示各類傷害／虐待個案中，傷害兒童的人與受虐兒童的關係，並以顏色標示最常見的關係。涉及性侵犯個案的 513 名傷害兒童的人中，有 37.2% 為受虐兒童的同學／朋友／朋輩。至於對兒童作出其餘三種傷害／虐待的傷害兒童的人，多屬受虐兒童的父母。

Graph 13 - Distribution of Perpetrators by Relationship with Children for 2025

圖 13 – 2025 年傷害兒童的人與受虐兒童的關係



**Table 13 – Distribution of Perpetrators’ Relationship with Children
by Types of Harm/Maltreatment**
表 13 – 各種傷害／虐待類別中傷害兒童的人與受虐兒童的關係

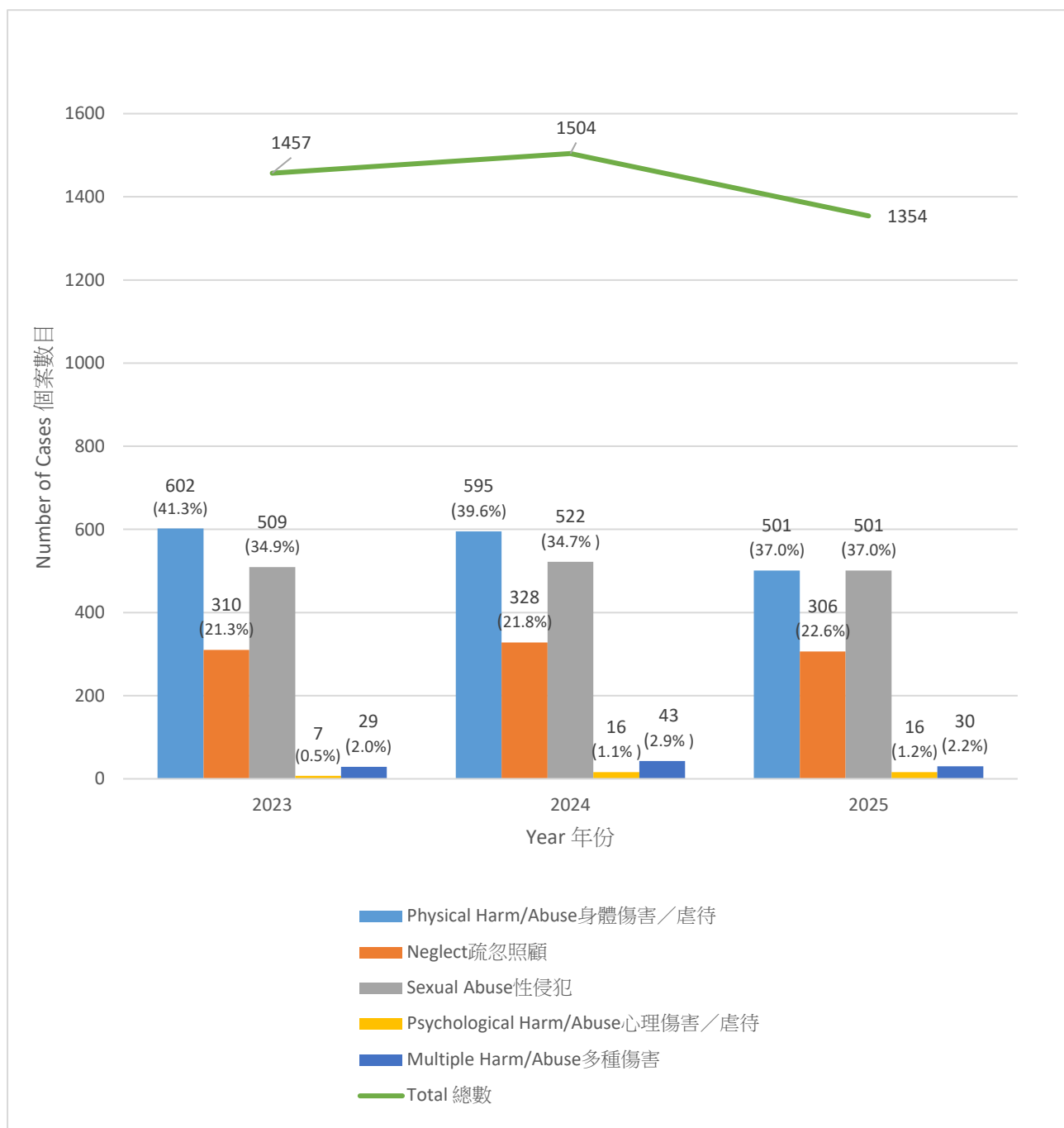
Relationship 關係	Types of Harm/maltreatment 傷害／虐待類別					Total 總數
	Physical Harm/Abuse 身體傷害／ 虐待	Neglect 疏忽照顧	Sexual Abuse 性侵犯	Psychological Harm/Abuse 心理傷害／ 虐待	Multiple Harm/Abuse 多種傷害	
Parent 父母	424	301	16	16	29	786
Family member 家庭成員	18	10	19	0	2	49
Step-parent 繼父母	15	8	8	2	3	36
Relative 親屬	8	2	11	0	2	23
Family friend /parent of peer 家族朋友／朋輩的父母	1	0	14	0	0	15
Caregiver 照顧者	13	0	3	0	1	17
School teacher /personnel 學校老師／職員	1	0	14	0	0	15
Staff of boarding section of school 學校住宿部職員	1	0	2	0	0	3
Tutor /coach 補習老師／教練	5	2	28	0	0	35
Religious personnel 宗教人士	2	0	1	0	0	3
Schoolmate /friend /peer 同學／朋友／朋輩	0	0	191	0	0	191
Co-tenant /neighbour 合租人／鄰居	0	0	6	0	0	6
Inmate of residential service /boarding section of school 院舍／學校住宿部宿友	0	0	9	0	0	9
Unrelated person /stranger 沒有關係的人／陌生人	0	1	161	0	0	162
Unidentified person 未能識別的人	11	3	29	0	0	43
Others 其他	1	0	1	0	0	2
Total 總數	500	327	513	18	37	1 395

Part 2 第二部分

Comparison of Newly Registered Cases from 2023 to 2025 比較 2023 至 2025 年的新登記個案

2.1 Types of Harm/Maltreatment 傷害／虐待類別

Graph 14 - Distribution of Newly Registered Cases by Types of Harm/Maltreatment
圖 14 – 新登記個案中傷害／虐待類別



2.2 Characteristics of Children

兒童的特點

2.2.1 Distribution of Children by Age

兒童的年齡

Table 14 – Age Distribution of Children

表 14 – 兒童的年齡

Year 年 Age 年齡	2023	2024	2025
0 - 2	190 (13.0%)	183 (12.2%)	165 (12.2%)
3 - 5	135 (9.3%)	132 (8.8%)	117 (8.6%)
6 - 8	194 (13.3%)	203 (13.5%)	167 (12.3%)
9 - 11	291 (20.0%)	291 (19.3%)	214 (15.8%)
12 - 14	412 (28.3%)	449 (29.9%)	435 (32.1%)
15 - 17	235 (16.1%)	246 (16.4%)	256 (18.9%)
Total 總數	1 457 (100%)	1 504 (100.0%)	1 354 (100.0%)

2.2.2 Distribution of Children by Types of Harm/Maltreatment and by Sex

按傷害／虐待類別及兒童性別劃分

Table 15 – Distribution of Children by Types of Harm/Maltreatment and by Sex

表 15 – 按傷害／虐待類別及兒童性別劃分

Types of Harm/Maltreatment 傷害／虐待類別	2023		2024		2025	
	No. of Boys 男童數目	No. of Girls 女童數目	No. of Boys 男童數目	No. of Girls 女童數目	No. of Boys 男童數目	No. of Girls 女童數目
Physical harm/abuse 身體傷害／虐待	319 (21.9%)	283 (19.4%)	345 (22.9%)	250 (16.6%)	277 (20.5%)	224 (16.5%)
Neglect 疏忽照顧	171 (11.7%)	139 (9.5%)	161 (10.7%)	167 (11.1%)	155 (11.4%)	151 (11.2%)
Sexual abuse 性侵犯	69 (4.7%)	440 (30.2%)	67 (4.5%)	455 (30.3%)	79 (5.8%)	422 (31.2%)
Psychological harm/abuse 心理傷害／虐待	3 (0.2%)	4 (0.3%)	4 (0.3%)	12 (0.8%)	5 (0.4%)	11 (0.8%)
Multiple harm/abuse 多種虐待	15 (1.0%)	14 (1.0%)	17 (1.1%)	26 (1.7%)	11 (0.8%)	19 (1.4%)
Sub-total 小計	577 (39.6%)	880 (60.4%)	594 (39.5%)	910 (60.5%)	527 (38.9%)	827 (61.1%)
Total 總數	1 457 (100%)		1 504 (100.0%)		1 354 (100.0%)	

2.3 Characteristics of Perpetrators

傷害兒童的人的特點

2.3.1 Distribution of Perpetrators by Age

傷害兒童的人的年齡

Table 16 - Age Distribution of Perpetrators

表 16 – 傷害兒童的人的年齡

Year 年 Age 年齡	2023	2024	2025
16 or below 16 歲或以下	106 (6.9%)	123 (7.9%)	122 (8.7%)
17 – 21	79 (5.1%)	101 (6.5%)	88 (6.3%)
22 – 26	78 (5.1%)	59 (3.8%)	57 (4.1%)
27 – 31	119 (7.7%)	128 (8.2%)	103 (7.4%)
32 – 36	208 (13.5%)	204 (13.0%)	178 (12.8%)
37 – 41	224 (14.6%)	224 (14.3%)	203 (14.6%)
42 – 46	193 (12.5%)	213 (13.6%)	179 (12.8%)
47 – 51	100 (6.5%)	121 (7.7%)	122 (8.7%)
52 – 56	61 (4.0%)	66 (4.2%)	58 (4.2%)
57 or above 57 歲或以上	73 (4.7%)	84 (5.4%)	70 (5.0%)
Unknown 資料不詳	298 (19.4%)	242 (15.5%)	215 (15.4%)
Total 總數	1 539 (100%)	1 565 (100.0%)	1 395 (100.0%)

2.3.2 Distribution of Perpetrators by Sex

傷害兒童的人的性別

Table 17 - Sex of Perpetrators

表 17 – 傷害兒童的人的性別

Year 年 Sex 性別	2023	2024	2025
Male 男性	834 (54.2%)	903 (57.7%)	818 (58.6)
Female 女性	705 (45.8%)	662 (42.3%)	577 (41.4%)
Total 總數	1 539 (100%)	1 565 (100.0%)	1 395 (100%)

2.3.3 Marital Status of Perpetrators 傷害兒童的人的婚姻狀況

Table 18 - Marital Status of Perpetrators
表 18 – 傷害兒童的人的婚姻狀況

Year 年	2023	2024	2025
Marital Status 婚姻狀況			
Single 單身	323 (21.0%)	318 (20.3%)	294 (21.1%)
Married 已婚	503 (32.7%)	524 (33.5%)	501 (35.9%)
Cohabited 同居	104 (6.8%)	126 (8.1%)	88 (6.3%)
Separated/divorced 分居／離婚	226 (14.7%)	256 (16.4%)	179 (12.8%)
Widowed 喪偶	21 (1.4%)	20 (1.3%)	23 (1.6%)
Unknown 資料不詳	362 (23.5%)	321 (20.5%)	310 (22.2%)
Total 總數	1 539 (100%)	1 565 (100.0%)	1 395 (100.0%)

Note 7: As some of the perpetrators, particularly for sexual abuse cases, could not be identified or were unrelated persons, the marital status of a certain proportion of the perpetrators was unknown.

註 7: 由於部分傷害兒童的人(特別是性侵犯個案)的身分為未能識別，又或屬沒有關係人士，有一定比例的傷害兒童的人的婚姻狀況列為「資料不詳」。

2.3.4 Educational Attainment of Perpetrators 傷害兒童的人的學歷

Table 19 - Educational Attainment of Perpetrators
表 19 – 傷害兒童的人的學歷

Educational Attainment 學歷	Year 年	2023	2024	2025
	No schooling/below primary 從未接受教育／低於小學程度		9 (0.6%)	4 (0.3%)
Lower Primary (P.1 - P.3) 小學程度(小一至小三)		48 (3.1%)	40 (2.6%)	30 (2.2%)
Upper Primary (P.4 - P.6) 小學程度(小四至小六)		82 (5.3%)	86 (5.5%)	95 (6.8%)
Lower secondary (F.1 - F.3) 初中程度(中一至中三)		352 (22.9%)	364 (23.3%)	314 (22.5%)
Upper secondary (F.4 - F.6) 高中程度(中四至中六)		318 (20.7%)	346 (22.1%)	288 (20.6%)
Post-secondary or above (such as diploma, associate degree) 大專或以上程度(如文憑／副學士)		100 (6.5%)	86 (5.5%)	59 (4.2%)
University or above 大學或以上		74 (4.8%)	107 (6.8%)	89 (6.4%)
Unknown 資料不詳		556 (36.1%)	532 (34.0%)	510 (36.6%)
Total 總數		1 539 (100%)	1 565 (100.0%)	1 395 (100.0%)

Note 8: Since 2022, the figures of primary and post-secondary or above of newly reported child protection cases have been broken down respectively into lower primary (P.1-P.3) & upper primary (P.4-P.6) and post-secondary or above and university or above respectively.

註 8: 自 2022 年，小學和大專或以上程度的數據已分別細分為「小學程度（小一至小三）」及「小學程度（小四至小六）」和「大專或以上程度(如文憑/副學士)」及「大學或以上」。

2.3.5 Relationship of Perpetrators with Children 傷害兒童的人與受虐兒童的關係

Table 20 - Perpetrators' Relationship with Children

表 20 - 傷害兒童的人與受虐兒童的關係

Relationship 關係	2023	2024	2025
Parent 父母	858 (55.8%)	928 (59.3%)	786 (56.3%)
Family member 家庭成員	53 (3.4%)	51 (3.3%)	49 (3.5%)
Step-parent 繼父母	50 (3.2%)	46 (2.9%)	36 (2.6%)
Relative 親屬	25 (1.6%)	18 (1.2%)	23 (1.6%)
Family friend/parent of peer 家族朋友／朋輩的父母	11 (0.7%)	10 (0.6%)	15 (1.1%)
Caregiver 照顧者	36 (2.3%)	20 (1.3%)	17 (1.2%)
School teacher/personnel 學校老師／職員	29 (1.9%)	24 (1.5%)	15 (1.1%)
Staff of boarding section of school 學校住宿部職員	2 (0.1%)	0 (0.0%)	3 (0.2%)
Tutor/coach 補習老師／教練	63 (4.1%)	29 (1.9%)	35 (2.5%)
Religious personnel 宗教人士	4 (0.3%)	1 (0.1%)	3 (0.2%)
School-mate/friend/peer 同學／朋友／朋輩	190 (12.3%)	181 (11.6%)	191 (13.7%)
Co-tenant /neighbour 合租人／鄰居	9 (0.6%)	7 (0.4%)	6 (0.4%)
Inmate of residential service /boarding section of school 院舍／學校住宿部宿友	5 (0.3%)	9 (0.6%)	9 (0.6%)
Unrelated person /stranger 沒有關係的人／陌生人	142 (9.2%)	141 (9.0%)	162 (11.6%)
Unidentified person 未能識別人土	62 (4.0%)	57 (3.6%)	43 (3.1%)
Others 其他	0 (0.0%)	43 (2.7%)	2 (0.1%)
Total 總數	1 539 (100%)	1 565 (100.0%)	1 395 (100%)

Appendix

Glossary

This annual report follows the glossary of “Protecting Children from Maltreatment – Procedural Guide for Multi-disciplinary Co-operation (Revised 2026)” (Procedural Guide 2026) implemented with effective from 20 January 2026.

Child Abuse / Child Maltreatment (definition) In a broad sense, child maltreatment is defined as any act of commission or omission that endangers or impairs the physical/psychological health and development of an individual under the age of 18. Child maltreatment is committed by individuals, singly or collectively, who by their characteristics (e.g. age, status, knowledge, organisational form) are in a position of differential power that renders a child vulnerable.

Types

- **Physical Harm/Abuse**

This refers to physical injury or suffering inflicted on a child by violent or other means (e.g. punching, kicking, striking with an object, poisoning, suffocation, burning, shaking an infant or Factitious Disorder Imposed on Another¹), where there is a definite knowledge, or a reasonable suspicion that the injury has been inflicted non-accidentally.

- **Neglect**

This refers to a severe or repeated pattern of lack of attention to a child’s basic needs that endangers or impairs the child’s health or development.

- (a) Physical neglect includes failure to provide necessary food/clothing/shelter, failure to prevent physical injury/suffering, lack of appropriate supervision, leaving a young child unattended, improper storage of dangerous drugs resulting in accidental ingestion by a child or allowing a child to stay in a drug-taking environment resulting in inhalation of the dangerous drugs by a child. Drug/alcohol abuse during pregnancy can affect the health and development of an infant. If a pregnant woman fails to receive treatment for drug /alcohol abuse or make every effort to reduce her drug/alcohol use during pregnancy resulting in signs of poisoning (e.g. being tested positive for dangerous drugs or alcohol) of the newborn or withdrawal symptoms for dangerous drug or alcohol of the infant, these cases may be handled as suspected neglect; or

¹ Factitious Disorder Imposed on Another, formerly known as Munchausen’s Syndrome by Proxy, occurs when a parent or guardian falsifies physical and psychological signs or symptoms of a child, or induction of injury or disease to a child, or causes a child to receive innumerable unnecessary hospital treatments through other deceitful conducts (e.g. alters a child’s laboratory test report) (Ref.: American Psychiatric Association. (2013). Diagnostic and Statistical Manual of Mental Disorders (5th Edition).)

- (b) Medical neglect includes failure to provide necessary medical or mental health treatment to a child; or
- (c) Educational neglect includes failure to provide education or ignoring the educational/training needs arising from a child's disability².

- **Sexual Abuse**

This refers to forcing or enticing a child to take part in any acts of sexual activity for sexual exploitation or abuse and the child does not consent to or fully understand or comprehend this sexual activity that occurs to him/her due to mental immaturity.

This sexual activity includes behaviours that have or do not have direct physical contact with children (e.g. rape, oral sex, procuring a child to masturbate others/exposing his/her sexual organs, or posing in an obscene way/watching sexual activities of others, production of pornographic material, forcing a child to engage in prostitution, etc.).

Sexual abuse may be committed inside or outside the home or through social media on the internet by perpetrators acting individually or in an organised manner. It includes luring a child through rewards or other means for abuse, including sexual grooming, which refers to designedly establish a relationship/an emotional connection with a child by various means for gaining his/her trust with an intent to sexually abuse him/her (e.g. communicating with a child through mobile phone or the Internet).

Consensual sexual activity between an adolescent and another person may also involve sexual exploitation by a person whose characteristics are in a position of differential power to the adolescent. Cases where the adolescent is not mentally mature, too young (e.g. under the age of 13) or the sexual activity leads to sexually transmitted diseases ("STDs") or pregnancy may be handled as suspected sexual abuse³.

² According to the "Disability Discrimination Ordinance Code of Practice on Education", the provisions of the "Disability Discrimination Ordinance" apply to a wide range of persons, including those usually referred to as persons with intellectual disability or mental handicap, autism spectrum disorder, specific learning disabilities, hearing impairment, visual impairment, physical disability or handicap, mental illness and various other chronic illnesses, and persons who are infected with the human immunodeficiency virus (commonly known as "HIV-positive") or who have acquired immune deficiency syndrome (commonly known as "AIDS").

³ The younger the age, the more vulnerable a juvenile is even he/she is involved in a consensual sexual activity (With reference made to Section 123 "Intercourse with Girl under 13" of "Crimes Ordinance", Cap 200, its maximum penalty is higher than the one of Section 124 "Intercourse with Girl under 16"). As STDs or pregnancy resulting from sexual activity will affect the juvenile physiologically and psychologically, personnel should first conduct an initial assessment to identify if there is a reason to believe or suspect the juvenile is harmed/maltreated where cases involved juvenile engaging in a consensual sexual activity being under the age of 13 or having STDs or pregnancy resulting from unsafe sex. Personnel should also take child protection and related investigation as appropriate.

- **Psychological Harm/Abuse**

This refers to a repeated pattern of behaviour and/or interaction between carer and child, or an extreme incident that endanger(s) or impair(s) the child's physical and psychological health (including emotional, cognitive, social and physical development).

- **Multiple Harm/Abuse**

Combination of more than one of the above four types of harm/maltreatment.

Case One case refers to one child.

Newly Registered Cases Newly registered cases include cases involving children having been harmed/maltreated or currently at risk of harm/maltreatment.

附錄

詞彙表

本年報採用自 2026 年 1 月 20 日生效的《保護兒童免受虐待—多專業合作程序指引》(2026 年修訂版)(《2026 年程序指引》)的詞彙表。

傷害／虐待兒童 (定義) 廣泛而言，虐待兒童是指對十八歲以下人士作出／不作出某行為以致兒童的身心健康發展受危害或損害。虐待兒童是指人們(單獨或集體地)利用本身與兒童之間權力差異的特殊地位(例如年齡／知識／組織形式)使兒童處於一個易受傷害的境況而作出的。

種類

- **身體傷害／虐待**

指對兒童使用暴力或以其他方式令兒童身體受傷或痛苦(例如拳打腳踢、以物件擊打、下毒、使窒息、灼傷、搖盪嬰兒或照顧者假裝兒童生病求醫¹等)，而且有明確的資料可以肯定或合理地懷疑這些傷害並非意外造成的。

- **疏忽照顧**

指嚴重或重複地忽視兒童的基本需要，以致危害或損害兒童的健康或發展。

- ◇ **身體方面**

- ◆ 包括沒有給予兒童必需的飲食／衣服／住所、沒有避免兒童身體受傷／受痛苦、缺乏適當看管兒童、獨留年幼兒童不顧、沒有適當儲存危險藥物而令兒童誤服或讓兒童身處吸食危險藥物的環境，以致兒童吸入危險藥物。
- ◆ 孕婦於懷孕期間濫用藥物／酒精可能令嬰兒的健康及成長受影響。如有關孕婦在懷孕期間沒有接受濫藥／戒酒治療或盡力減低其濫用藥物／酒精的次數，以致嬰兒出生時身體呈現中毒跡象(例如身體驗出危險藥物或酒精)或嬰兒呈現危險藥物或酒精的脫癮癥狀，可被視為懷疑疏忽照顧處理；或

¹ 照顧者假裝兒童生病求醫，以往稱為 Munchausen Syndrome by Proxy，指兒童的父母或監護人虛構兒童在身體或心理上的病徵、或實際導致其患病或受傷、或藉其他欺騙行為(例如竄改其化驗報告)，令兒童因而可能需要多次接受不必要的醫院療程。

參考資料：American Psychiatric Association. (2013). Diagnostic and Statistical Manual of Mental Disorders (5th Edition)

✧ 醫療方面：

- ◆ 包括沒有讓兒童接受必須的醫療或精神治療；或

✧ 教育方面：

- ◆ 包括沒有讓兒童接受教育，或忽視因兒童的殘疾²而引起的教育／訓練需要。

- **性侵犯**

指強逼或誘使兒童參與性活動，以對兒童作出性方面的利用或侵犯，而兒童並不同意或因心智發展未成熟而不能完全明白或理解發生在他／她身上的這些性活動。

這些性活動包括與兒童有直接身體接觸或沒有身體接觸的行為(例如強姦、口交、促使兒童為他人手淫／展示其性器官或作淫褻姿勢／觀看其他人的性活動、製作色情物品、強逼兒童從事賣淫活動等)。

性侵犯可能發生在家中或其他地方，或透過網上社交平台，以個別或有組織的方式進行，包括以獎賞或其他方式引誘兒童加以侵犯，亦包括為性目的誘識兒童，即有計劃地透過不同方法(例如藉流動電話或互聯網與兒童通訊)與兒童建立關係及／或情感聯繫，以博取兒童的信任，意圖對他們作出性侵犯。

少年人自願或同意與他人進行性活動亦有可能是有人利用本身與少年人之間權力差異的特殊地位而對少年人在性方面作出利用。若相關的少年人心智發展未成熟、年齡太小(例如小於 13 歲)或因性行為導致染上性病或懷孕，可被視為懷疑性侵犯處理³。

² 根據《殘疾歧視條例教育實務守則》，《殘疾歧視條例》保障的殘疾人士類別極其廣泛，包括一般被稱為智障或弱智、自閉症譜系障礙、特殊學習障礙、聽障、視障、肢體傷殘、精神病人士及各種長期病患者，以及後天免疫力缺乏症病毒(常稱為「愛滋病病毒」)感染者或後天免疫力缺乏症(常稱為「愛滋病」)患者等。

³ 即使少年人自願或同意與他人進行性活動，但少年人年紀愈小便愈容易受傷害(參考香港法例《刑事罪行條例》(第 200 章)第 123 條「與年齡在 13 歲以下的女童性交」的最高刑罰比第 124 條「與年齡在 16 歲以下的女童性交」為高)。因性行為導致染上性病或懷孕亦會令少年人身心受影響。因此，為加強保護此類少年人，若自願與他人進行性活動的少年人小於 13 歲或因進行性行為時未有採取安全措施而導致染上性病或懷孕，工作人員應先進行初步評估，辨識是否有理由相信或懷疑少年人受到傷害／虐待，並按需要作出保護兒童及其他相關調查。

- **心理傷害／虐待**

指危害或損害兒童身心健康(包括兒童的情緒、認知、社交或身體發展)的重複的行為及／或照顧者與兒童之間的相處模式；或極端事件。

- **多種傷害／虐待**

指在上述 4 類傷害／虐待行為中，同時作出多於 1 類傷害／虐待行為。

個案

一宗個案指一位兒童

新登記個案

新登記個案包括兒童曾經受到傷害／虐待或現正面對遭受傷害／虐待的風險。